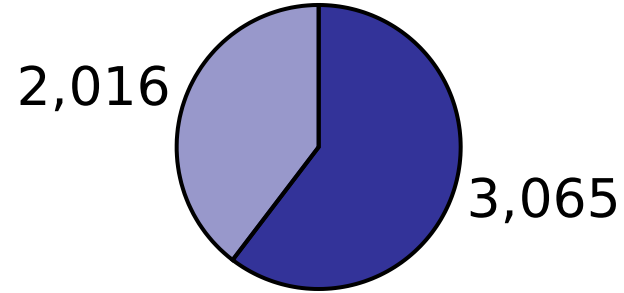


Item Library

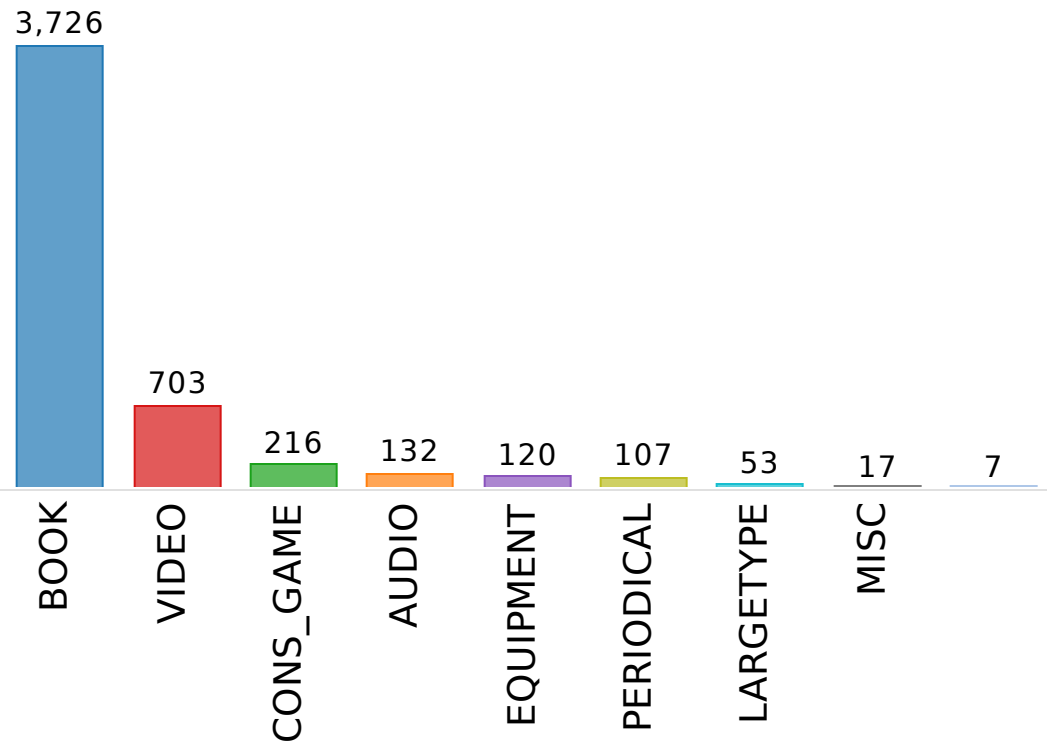
NRS

Checkouts & Renewals of Your Items

| Trans Stat Command Desc | Transactions | % of Total |
|-------------------------|--------------|----------------|
| Total | 5,081 | 100.00% |
| Charge Item Part B | 3,065 | 60.32% |
| Renew Item | 2,016 | 39.68% |



| Item Cat1 | Transactions | % of Total |
|--------------|--------------|----------------|
| Total | 5,081 | 100.00% |
| BOOK | 3,726 | 73.33% |
| VIDEO | 703 | 13.84% |
| CONS_GAME | 216 | 4.25% |
| AUDIO | 132 | 2.60% |
| EQUIPMENT | 120 | 2.36% |
| PERIODICAL | 107 | 2.11% |
| LARGETYPE | 53 | 1.04% |
| MISC | 17 | 0.33% |
| | 7 | 0.14% |



Item Library

NRS

Checkouts & Renewals of Your Items

| Item Type | Transactions | % of Total |
|--------------|--------------|----------------|
| Total | 5,081 | 100.00% |
| BOOK | 3,467 | 68.23% |
| DVD_FEAT | 467 | 9.19% |
| BOOK_NEW | 315 | 6.20% |
| CONSOLEGAM | 183 | 3.60% |
| PERIODICAL | 109 | 2.15% |
| BLURAY_FEA | 84 | 1.65% |
| DVD_BOXSET | 74 | 1.46% |
| TOY | 66 | 1.30% |
| CD_AUDIO | 59 | 1.16% |
| DVD_NEWFEA | 45 | 0.89% |
| LARGETYPE | 43 | 0.85% |
| CONSOLENEW | 34 | 0.67% |
| EQUIPMENT | 33 | 0.65% |
| DVD | 20 | 0.39% |
| EQUIPMENTC | 20 | 0.39% |
| CD_SPOKEN | 11 | 0.22% |
| LARGETYPEN | 11 | 0.22% |
| MISC_NONPR | 8 | 0.16% |
| DVD_BOXNEW | 7 | 0.14% |
| NS_ILL_PRT | 7 | 0.14% |
| BLURAY_NFE | 6 | 0.12% |
| KIT | 5 | 0.10% |
| BLURAY_BOX | 3 | 0.06% |
| CD_NEW | 2 | 0.04% |
| CD_SPOKNEW | 2 | 0.04% |

| Item Home Location | Transactions | % of Total |
|--------------------|--------------|----------------|
| Total | 5,081 | 100.00% |
| STACKS_JUV | 2,653 | 52.21% |
| STACKS | 1,676 | 32.99% |
| YOUNGADULT | 323 | 6.36% |
| NEW_ADULT | 260 | 5.12% |
| NEW_JUV | 119 | 2.34% |
| NEW_YA | 40 | 0.79% |
| ILL_IN | 7 | 0.14% |
| REFERENCE | 2 | 0.04% |
| ASK_STAFF | 1 | 0.02% |

Item Library

NRS

Checkouts & Renewals of Your Items

| User Library | Trans Stat User Profile Name | Transactions | % of Total |
|-----------------|------------------------------|--------------|----------------|
| Total | | 5,081 | 100.00% |
| NRS | NRS_ADULT | 2,252 | 44.32% |
| | NRS_JUV | 578 | 11.38% |
| RSS | RSS_ADULT | 453 | 8.92% |
| OPS | OPS_PATRON | 191 | 3.76% |
| BYS | BYS_ADULT | 133 | 2.62% |
| BFS | BFS_PATRON | 107 | 2.11% |
| FPS | FPS_ADULT | 83 | 1.63% |
| DGS | DGS_PATRON | 58 | 1.14% |
| GED | GED_PATRON | 57 | 1.12% |
| ILL_LIBS | CHICAGO_P | 52 | 1.02% |
| SCD | SCD_PATRON | 49 | 0.96% |
| RSS | RSS_JUV | 47 | 0.93% |
| WCS | WCS_PATRON | 45 | 0.89% |
| LPS | LPS_PATRON | 44 | 0.87% |
| RGS | RGS_ADULT | 44 | 0.87% |
| BRS | BRS_ADULT | 41 | 0.81% |
| OZS | OPS_PATRON | 36 | 0.71% |
| RFS | RFS_ADULT | 31 | 0.61% |
| WVD | WVD_PATRON | 30 | 0.59% |
| BLD | BLD_PATRON | 29 | 0.57% |
| GVD | GVD_PATRON | 29 | 0.57% |
| TFS | TFS_PATRON | 28 | 0.55% |
| TPS | TPS_PATRON | 26 | 0.51% |
| VPD | VPD_PATRON | 26 | 0.51% |
| SFS | SFS_ADULT | 25 | 0.49% |
| WMS | WMS_PATRON | 24 | 0.47% |
| CIS | CIS_ADULT | 23 | 0.45% |

Item Library

NRS

Checkouts & Renewals of Your Items

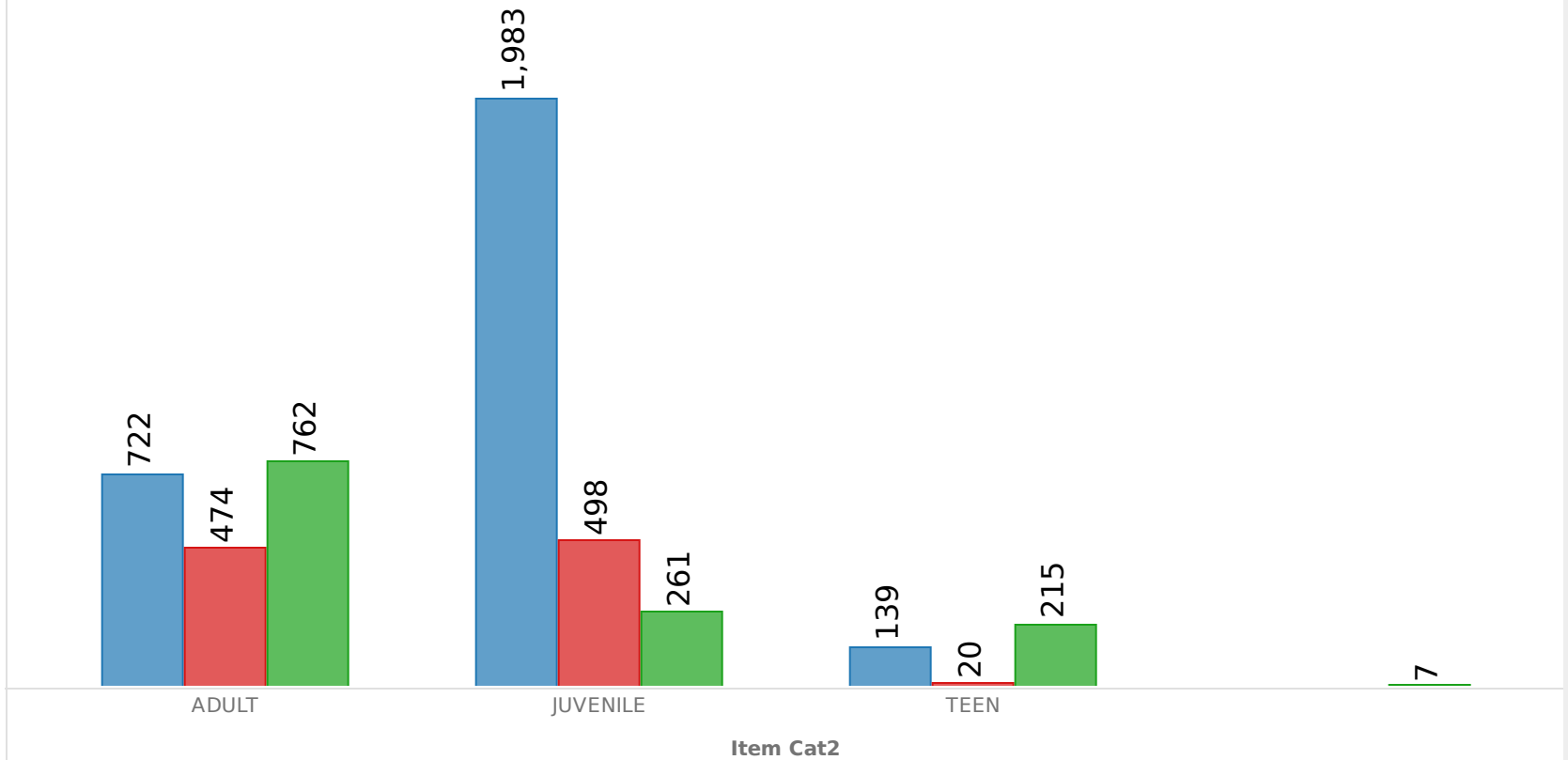
| Item Cat2 | Transactions | % of Total |
|--------------|--------------|----------------|
| ADULT | 1,958 | 38.54% |
| JUVENILE | 2,742 | 53.97% |
| TEEN | 374 | 7.36% |
| | 7 | 0.14% |
| Total | 5,081 | 100.00% |

| Item Cat3 | Transactions | % of Total |
|--------------|--------------|----------------|
| FICTION | 2,844 | 55.97% |
| NONFICTION | 992 | 19.52% |
| | 1,245 | 24.50% |
| Total | 5,081 | 100.00% |

Circs by Cat2 & Cat3

Item Cat3

- FICTION
- NONFICTION
-

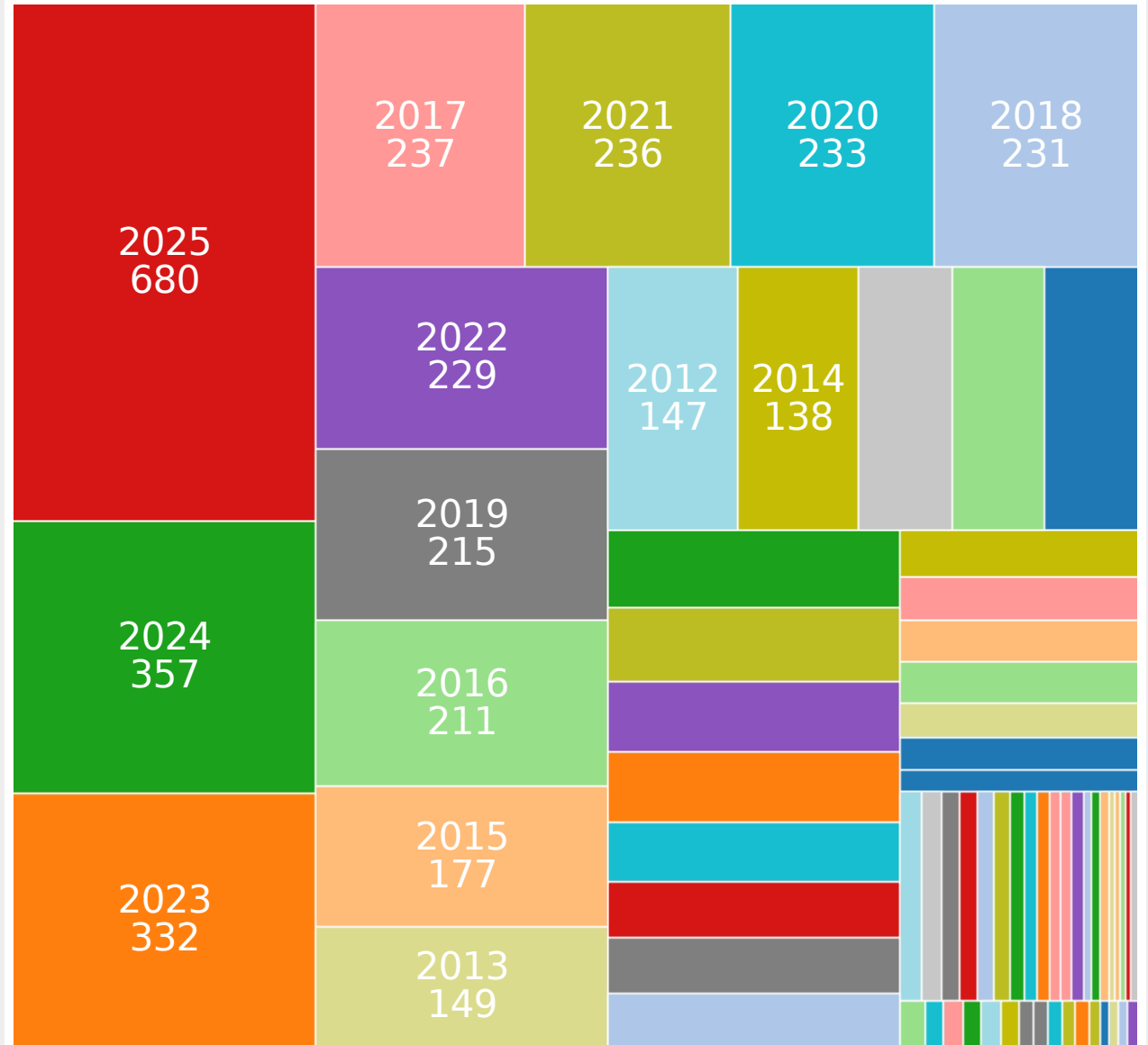


Item Library

NRS

Checkouts & Renewals of Your Items

| Publication Year | Transactions | % of Total |
|------------------|--------------|----------------|
| Total | 5,081 | 100.00% |
| 2025 | 680 | 13.38% |
| 2024 | 357 | 7.03% |
| 2023 | 332 | 6.53% |
| 2017 | 237 | 4.66% |
| 2021 | 236 | 4.64% |
| 2020 | 233 | 4.59% |
| 2018 | 231 | 4.55% |
| 2022 | 229 | 4.51% |
| 2019 | 215 | 4.23% |
| 2016 | 211 | 4.15% |
| 2015 | 177 | 3.48% |
| 2013 | 149 | 2.93% |
| 2012 | 147 | 2.89% |
| 2014 | 138 | 2.72% |
| 2011 | 107 | 2.11% |
| 0 | 106 | 2.09% |
| 2010 | 105 | 2.07% |
| 2008 | 98 | 1.93% |
| 2005 | 93 | 1.83% |
| 2006 | 90 | 1.77% |
| 2007 | 88 | 1.73% |
| 2004 | 76 | 1.50% |
| 2009 | 71 | 1.40% |
| 2003 | 70 | 1.38% |
| 2002 | 66 | 1.30% |
| 1998 | 48 | 0.94% |
| 2001 | 44 | 0.87% |
| 1999 | 43 | 0.85% |
| 2000 | 43 | 0.85% |



Station Library

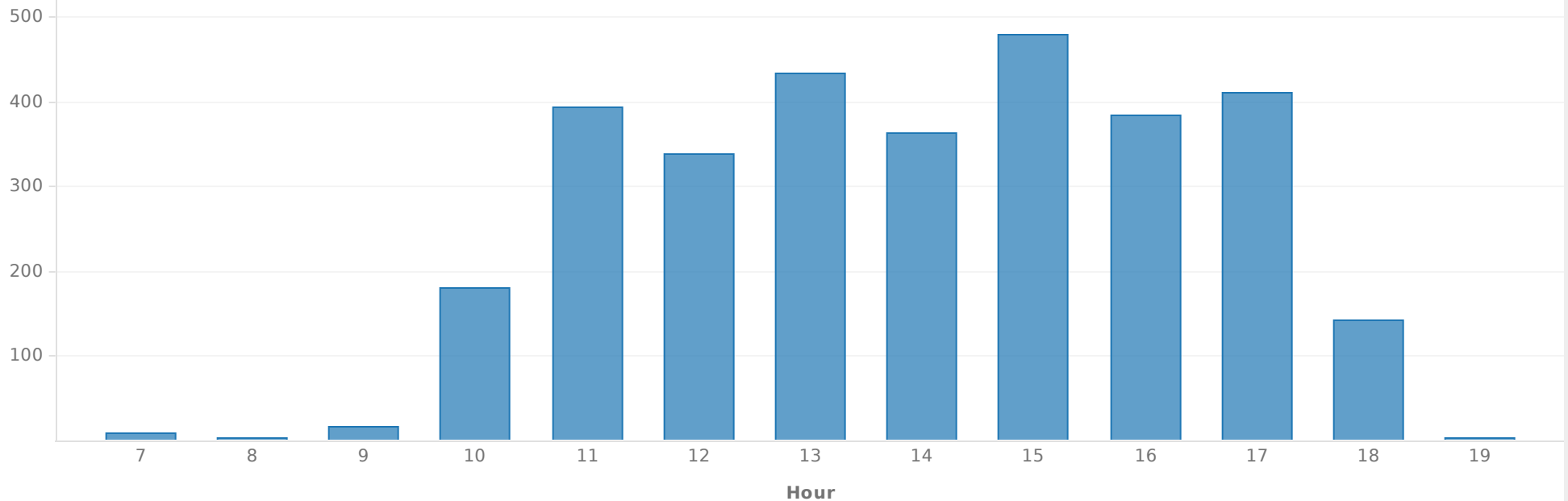
NRS

Checkouts & Renewals at Your Library

| Trans Stat Command Desc | Transactions | % of Total |
|-------------------------|--------------|----------------|
| Total | 4,943 | 100.00% |
| Charge Item Part B | 2,995 | 60.59% |
| Renew Item | 1,948 | 39.41% |

| Trans Stat Station Login User Access | Transactions | % of Total |
|--------------------------------------|--------------|----------------|
| Total | 4,943 | 100.00% |
| NRSCIRCSR | 2,013 | 40.72% |
| AUTORENEW | 1,788 | 36.17% |
| SIPCHK | 981 | 19.85% |
| NRSTECHSR | 80 | 1.62% |
| NRSCIRCJR | 50 | 1.01% |
| PUBLIC | 31 | 0.63% |

Average Transactions per Hour



Station Library

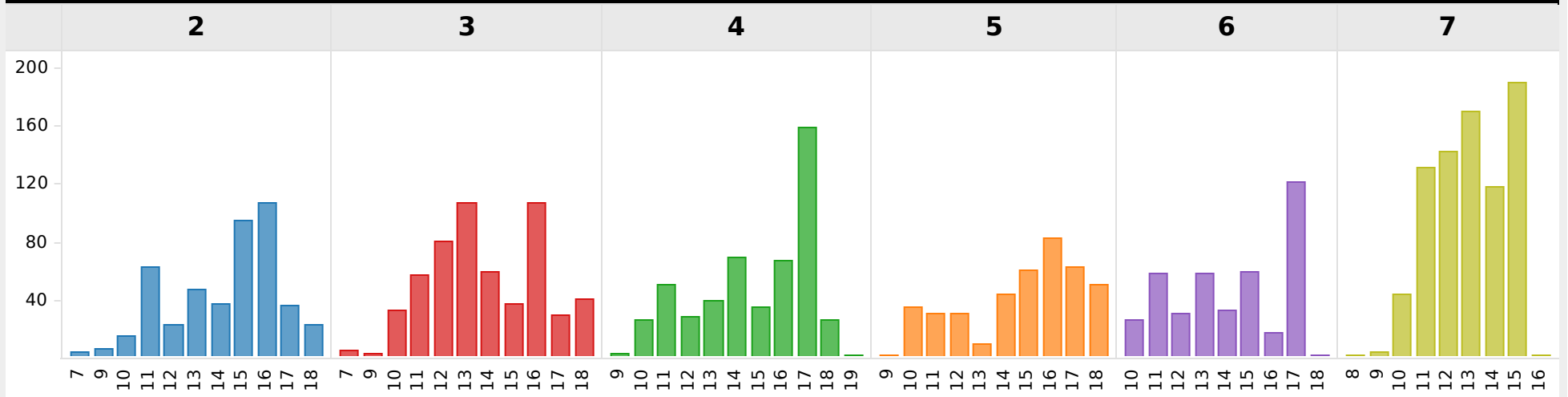
NRS

Checkouts & Renewals at Your Library

| Trans Stat Dow | Transactions | % of Total |
|----------------|--------------|------------|
| Monday | 459 | 14.55% |
| Tuesday | 564 | 17.88% |
| Wednesday | 508 | 16.10% |
| Thursday | 410 | 13.00% |
| Friday | 409 | 12.96% |
| Saturday | 805 | 25.52% |

| Hour | Transactions | % of Total |
|------|--------------|------------|
| 7 | 10 | 0.32% |
| 8 | 2 | 0.06% |
| 9 | 18 | 0.57% |
| 10 | 180 | 5.71% |
| 11 | 394 | 12.49% |
| 12 | 338 | 10.71% |
| 13 | 434 | 13.76% |
| 14 | 363 | 11.51% |
| 15 | 479 | 15.18% |
| 16 | 384 | 12.17% |
| 17 | 410 | 13.00% |
| 18 | 142 | 4.50% |
| 19 | 1 | 0.03% |

Circs by Hour and Day



Station Library

NRS

Checkouts & Renewals at Your Library

Library Users at Your Library

| User Library | Transactions | % of Total |
|--------------|--------------|----------------|
| Total | 3,155 | 100.00% |
| NRS | 2,384 | 75.56% |
| RSS | 344 | 10.90% |
| OPS | 67 | 2.12% |
| BYS | 66 | 2.09% |
| FPS | 56 | 1.77% |
| BFS | 50 | 1.58% |
| ILL_LIBS | 32 | 1.01% |
| BRS | 26 | 0.82% |
| WCS | 21 | 0.67% |
| RFS | 20 | 0.63% |
| RGS | 17 | 0.54% |
| LPS | 16 | 0.51% |
| WVD | 13 | 0.41% |
| CIS | 12 | 0.38% |
| LYS | 10 | 0.32% |
| TFS | 10 | 0.32% |
| EPS | 4 | 0.13% |
| HWS | 3 | 0.10% |
| HSS | 2 | 0.06% |
| OZS | 2 | 0.06% |

Library Items at Your Library

| Item Library | Transactions | % of Total |
|--------------|--------------|----------------|
| Total | 3,155 | 100.00% |
| NRS | 2,520 | 79.87% |
| OPS | 22 | 0.70% |
| INS | 21 | 0.67% |
| TPS | 21 | 0.67% |
| SCD | 20 | 0.63% |
| BDD | 19 | 0.60% |
| VPD | 19 | 0.60% |
| GED | 18 | 0.57% |
| BVS | 17 | 0.54% |
| DGS | 16 | 0.51% |
| WDD | 16 | 0.51% |
| ADD | 15 | 0.48% |
| ESS | 14 | 0.44% |
| WRS | 14 | 0.44% |
| BIS | 13 | 0.41% |
| BYS | 13 | 0.41% |
| AMS | 12 | 0.38% |
| BLD | 12 | 0.38% |
| MED | 12 | 0.38% |
| FMS | 11 | 0.35% |
| GVD | 11 | 0.35% |
| OLS | 11 | 0.35% |

Station Library

NRS

Checkouts & Renewals by Library & User Profile at Your Library

Library Users/Profiles at Your Library

| User Library | Trans Stat User Profile Name | Transactions | % of Total |
|--------------|------------------------------|--------------|----------------|
| Total | | 3,155 | 100.00% |
| NRS | NRS_ADULT | 1,945 | 61.65% |
| | NRS_JUV | 434 | 13.76% |
| RSS | RSS_ADULT | 311 | 9.86% |
| OPS | OPS_PATRON | 66 | 2.09% |
| BYS | BYS_ADULT | 65 | 2.06% |
| FPS | FPS_ADULT | 54 | 1.71% |
| BFS | BFS_PATRON | 50 | 1.58% |
| RSS | RSS_JUV | 33 | 1.05% |
| ILL_LIBS | CHICAGO_P | 32 | 1.01% |
| BRS | BRS_ADULT | 23 | 0.73% |
| WCS | WCS_PATRON | 21 | 0.67% |
| RFS | RFS_ADULT | 20 | 0.63% |
| RGS | RGS_ADULT | 17 | 0.54% |
| LPS | LPS_PATRON | 16 | 0.51% |
| WVD | WVD_PATRON | 13 | 0.41% |
| CIS | CIS_ADULT | 12 | 0.38% |
| LYS | LYS_ADULT | 10 | 0.32% |
| TFS | TFS_PATRON | 10 | 0.32% |
| EPS | EPS_PATRON | 4 | 0.13% |
| BRS | BRS_JUV | 3 | 0.10% |
| HWS | HWS_PATRON | 3 | 0.10% |
| NRS | NRSCIRCM | 3 | 0.10% |
| FPS | FPS_JUV | 2 | 0.06% |
| HSS | HSS_PATRON | 2 | 0.06% |
| NRS | NRSCIRCSR | 2 | 0.06% |
| OZS | OPS_PATRON | 2 | 0.06% |
| BYS | BYS_JUV | 1 | 0.03% |

Library Items/Profiles at Your Library

| Item Library | Trans Stat User Profile Name | Transactions | % of Total |
|--------------|------------------------------|--------------|----------------|
| Total | | 3,155 | 100.00% |
| NRS | NRS_ADULT | 1,460 | 46.28% |
| | NRS_JUV | 360 | 11.41% |
| | RSS_ADULT | 274 | 8.68% |
| | BYS_ADULT | 59 | 1.87% |
| | OPS_PATRON | 53 | 1.68% |
| | BFS_PATRON | 50 | 1.58% |
| | FPS_ADULT | 43 | 1.36% |
| | CHICAGO_P | 32 | 1.01% |
| | RSS_JUV | 31 | 0.98% |
| | BRS_ADULT | 23 | 0.73% |
| | WCS_PATRON | 21 | 0.67% |
| | RFS_ADULT | 20 | 0.63% |
| INS | NRS_ADULT | 18 | 0.57% |
| TPS | NRS_ADULT | 18 | 0.57% |
| NRS | RGS_ADULT | 17 | 0.54% |
| | LPS_PATRON | 16 | 0.51% |
| SCD | NRS_ADULT | 16 | 0.51% |
| BDD | NRS_ADULT | 15 | 0.48% |
| BVS | NRS_ADULT | 15 | 0.48% |
| ESS | NRS_ADULT | 14 | 0.44% |
| GED | NRS_ADULT | 14 | 0.44% |
| VPD | NRS_ADULT | 14 | 0.44% |
| ADD | NRS_ADULT | 13 | 0.41% |
| NRS | WVD_PATRON | 13 | 0.41% |
| WDD | NRS_ADULT | 13 | 0.41% |
| AMS | NRS_ADULT | 11 | 0.35% |
| BIS | NRS_ADULT | 11 | 0.35% |
| DGS | NRS ADULT | 11 | 0.35% |

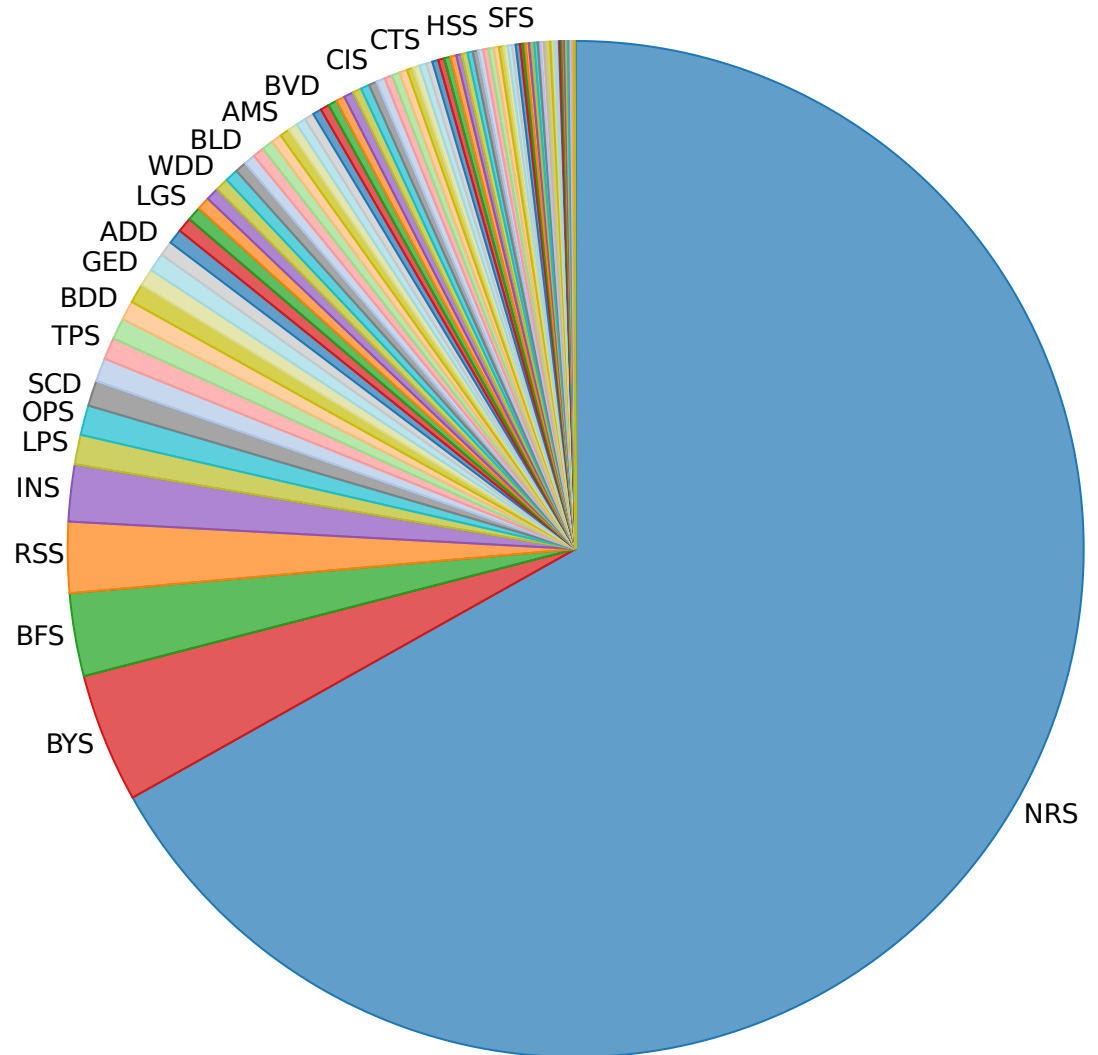
User Library

NRS

Checkouts & Renewals from Your Patrons

| Item Library | Transactions | % of Total |
|--------------|--------------|----------------|
| Total | 4,242 | 100.00% |
| NRS | 2,835 | 66.83% |
| BYS | 174 | 4.10% |
| BFS | 112 | 2.64% |
| RSS | 96 | 2.26% |
| INS | 76 | 1.79% |
| LPS | 41 | 0.97% |
| OPS | 40 | 0.94% |
| SCD | 34 | 0.80% |
| BVS | 31 | 0.73% |
| TPS | 30 | 0.71% |
| OBD | 28 | 0.66% |
| BDD | 26 | 0.61% |
| DGS | 26 | 0.61% |
| GED | 24 | 0.57% |
| VPD | 24 | 0.57% |
| ADD | 21 | 0.50% |
| OLS | 20 | 0.47% |
| FMS | 19 | 0.45% |
| LGS | 19 | 0.45% |
| FPD | 18 | 0.42% |
| TFS | 18 | 0.42% |
| WDD | 18 | 0.42% |
| ESS | 17 | 0.40% |

Your Users Checkout Items from...



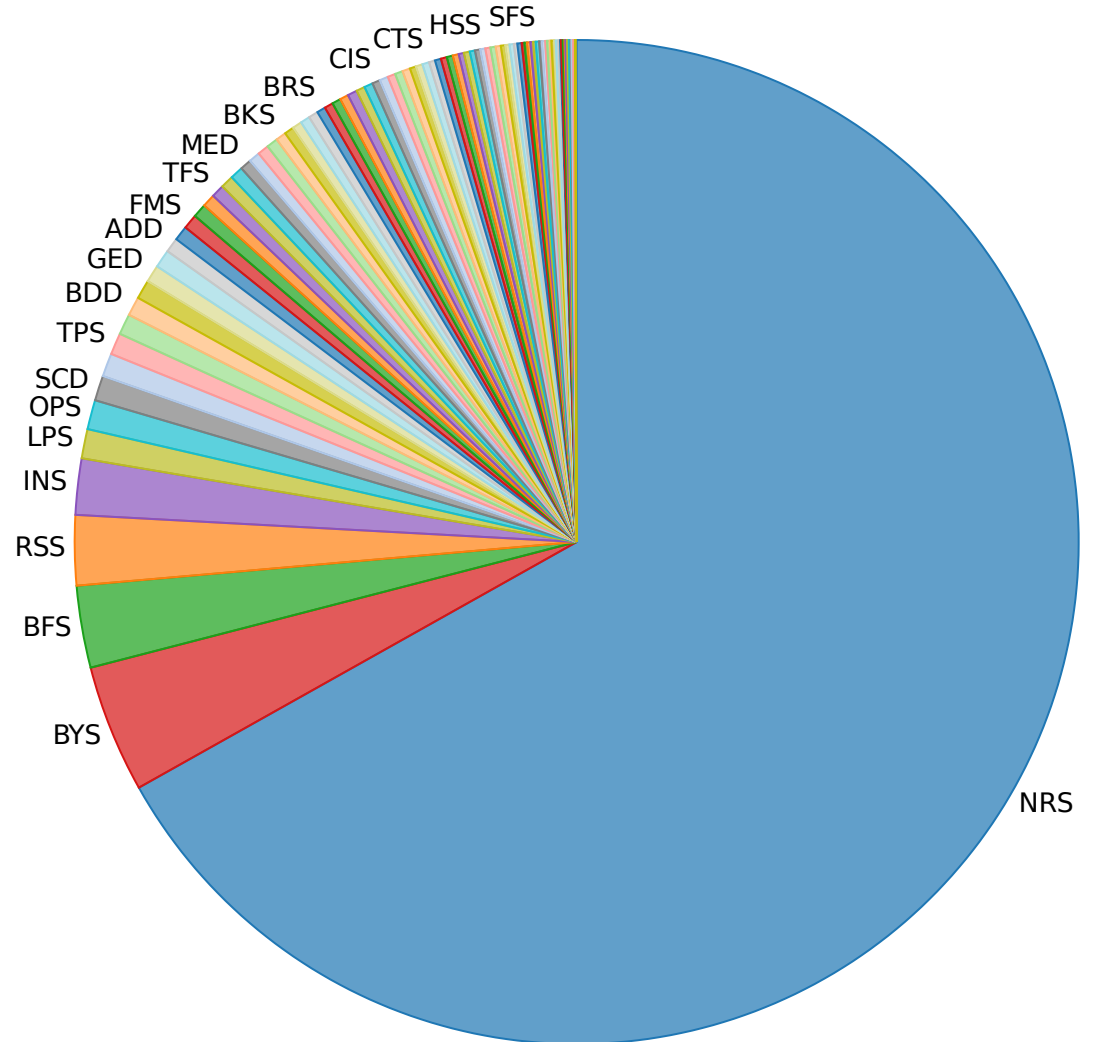
User Library

NRS

Checkouts & Renewals from Your Patrons

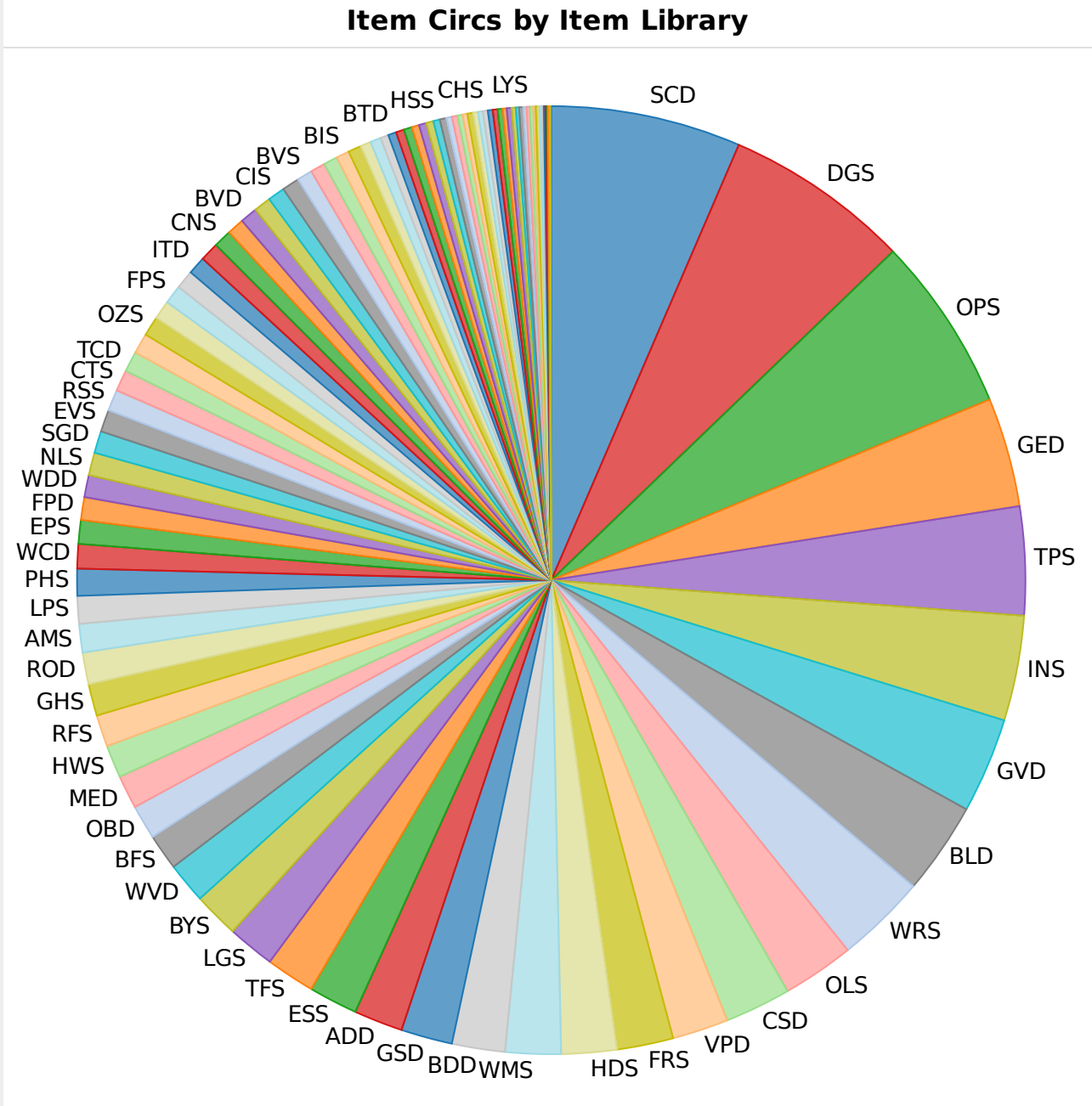
| Station Library | Transactions | % of Total |
|-----------------|--------------|----------------|
| Total | 4,242 | 100.00% |
| NRS | 3,628 | 85.53% |
| BYS | 179 | 4.22% |
| BFS | 115 | 2.71% |
| RSS | 111 | 2.62% |
| INS | 55 | 1.30% |
| LPS | 37 | 0.87% |
| OBD | 17 | 0.40% |
| OPS | 17 | 0.40% |
| LGS | 16 | 0.38% |
| BVS | 14 | 0.33% |
| BRS | 11 | 0.26% |
| DGS | 10 | 0.24% |
| RFS | 7 | 0.17% |
| FPS | 5 | 0.12% |
| HDS | 4 | 0.09% |
| WCS | 4 | 0.09% |
| OES | 3 | 0.07% |
| CIS | 2 | 0.05% |
| VPD | 2 | 0.05% |
| CRS | 1 | 0.02% |
| GED | 1 | 0.02% |
| LYS | 1 | 0.02% |
| MED | 1 | 0.02% |

Your Users Checkout at...



Checkouts & Renewals from all SWAN Libraries

| Item Library | Transactions | % of Total |
|--------------|----------------|----------------|
| Total | 995,276 | 100.00% |
| SCD | 64,180 | 6.45% |
| DGS | 62,918 | 6.32% |
| OPS | 59,518 | 5.98% |
| GED | 37,126 | 3.73% |
| TPS | 36,669 | 3.68% |
| INS | 35,592 | 3.58% |
| GVD | 32,575 | 3.27% |
| BLD | 31,213 | 3.14% |
| WRS | 30,485 | 3.06% |
| OLS | 24,482 | 2.46% |
| CSD | 22,221 | 2.23% |
| VPD | 19,322 | 1.94% |
| FRS | 18,916 | 1.90% |
| HDS | 18,895 | 1.90% |
| WMS | 18,626 | 1.87% |
| BDD | 18,117 | 1.82% |
| GSD | 17,293 | 1.74% |
| ADD | 16,744 | 1.68% |
| ESS | 16,594 | 1.67% |
| TFS | 16,433 | 1.65% |
| LGS | 16,059 | 1.61% |
| BYS | 15,526 | 1.56% |
| WVD | 13,922 | 1.40% |
| BFS | 11,971 | 1.20% |
| OBD | 11,805 | 1.19% |
| MED | 11,342 | 1.14% |
| HWS | 11,071 | 1.11% |
| RFS | 10,788 | 1.08% |
| GHS | 10,756 | 1.08% |
| ROD | 10,616 | 1.07% |
| AMS | 9,678 | 0.97% |
| LPS | 9,494 | 0.95% |
| BLD | 8,872 | 0.89% |



Checkouts & Renewals from all SWAN Libraries

| User Library | Transactions | % of Total |
|--------------|----------------|----------------|
| Total | 995,276 | 100.00% |
| SCD | 65,335 | 6.56% |
| DGS | 63,949 | 6.43% |
| OPS | 59,945 | 6.02% |
| GED | 36,205 | 3.64% |
| GVD | 35,362 | 3.55% |
| TPS | 34,559 | 3.47% |
| INS | 34,244 | 3.44% |
| ILL_LIBS | 34,040 | 3.42% |
| BLD | 30,717 | 3.09% |
| WRS | 27,270 | 2.74% |
| CSD | 25,987 | 2.61% |
| FRS | 19,558 | 1.97% |
| WMS | 19,200 | 1.93% |
| VPD | 18,930 | 1.90% |
| OLS | 18,419 | 1.85% |
| HDS | 17,690 | 1.78% |
| TFS | 15,872 | 1.59% |
| GSD | 15,763 | 1.58% |
| LGS | 14,876 | 1.49% |
| BFS | 14,860 | 1.49% |
| BYS | 14,815 | 1.49% |
| BDD | 13,458 | 1.35% |
| WVD | 13,033 | 1.31% |
| BVD | 12,981 | 1.30% |
| ADD | 12,047 | 1.21% |
| RFS | 11,508 | 1.16% |
| ROD | 11,415 | 1.15% |
| LPS | 11,117 | 1.12% |
| GHS | 11,009 | 1.11% |
| MED | 10,729 | 1.08% |
| WCD | 10,570 | 1.06% |
| OZS | 9,814 | 0.99% |
| HWS | 9,755 | 0.98% |

