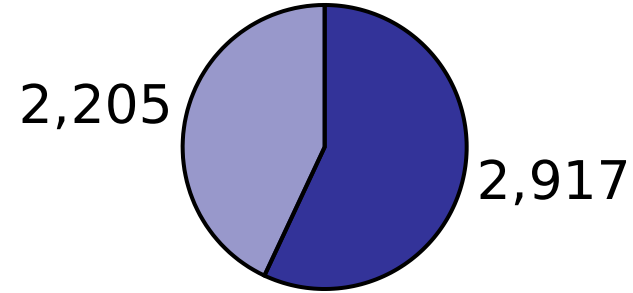


### Item Library

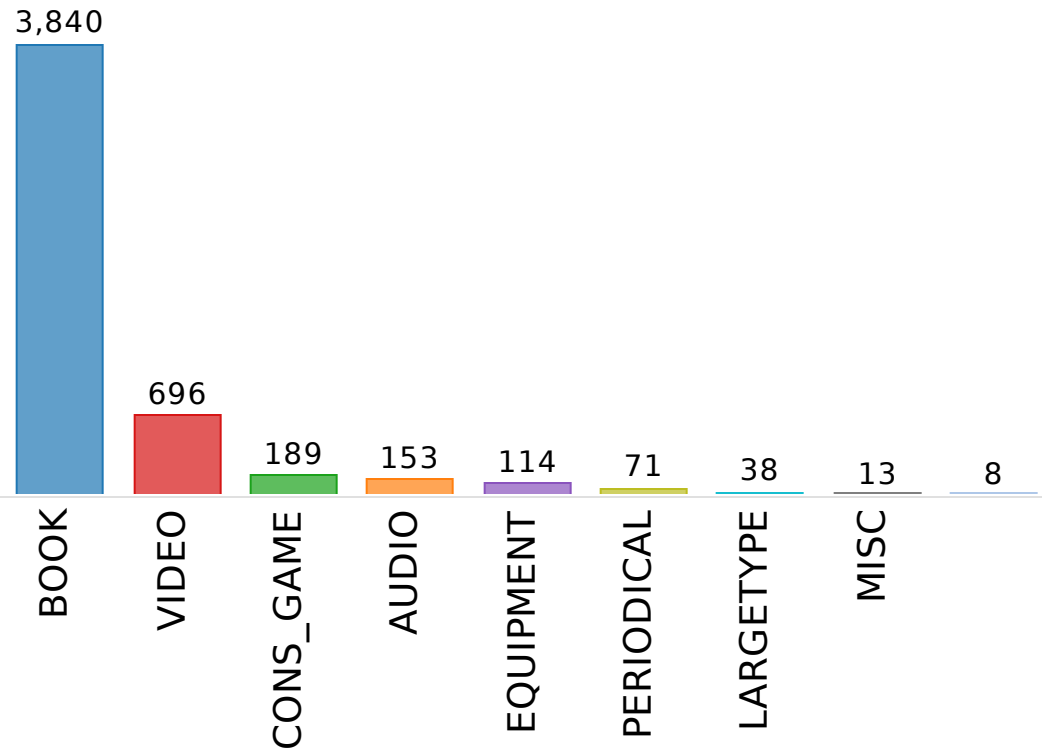
NRS ▼

#### Checkouts & Renewals of Your Items

Trans Stat Command Desc	Transactions	% of Total
<b>Total</b>	<b>5,122</b>	<b>100.00%</b>
Charge Item Part B	2,917	56.95%
Renew Item	2,205	43.05%



Item Cat1	Transactions	% of Total
<b>Total</b>	<b>5,122</b>	<b>100.00%</b>
BOOK	3,840	74.97%
VIDEO	696	13.59%
CONS_GAME	189	3.69%
AUDIO	153	2.99%
EQUIPMENT	114	2.23%
PERIODICAL	71	1.39%
LARGETYPE	38	0.74%
MISC	13	0.25%
	8	0.16%



### Item Library

NRS ▼

#### Checkouts & Renewals of Your Items

Item Type	Transactions	% of Total
<b>Total</b>	<b>5,122</b>	<b>100.00%</b>
BOOK	3,587	70.03%
DVD_FEAT	405	7.91%
BOOK_NEW	337	6.58%
CONSOLEGAM	156	3.05%
BLURAY_FEA	119	2.32%
PERIODICAL	75	1.46%
DVD_BOXSET	65	1.27%
DVD_NEWFEA	56	1.09%
TOY	40	0.78%
CD_AUDIO	39	0.76%
EQUIPMENT	39	0.76%
CONSOLENEW	33	0.64%
DVD	30	0.59%
LARGETYPE	27	0.53%
EQUIPMENTC	26	0.51%
CD_SPOKEN	22	0.43%
DVD_BOXNEW	12	0.23%
MISC_NONPR	11	0.21%
LARGETYPEN	9	0.18%
BLURAY_NFE	7	0.14%
CD_SPOKNEW	6	0.12%
KIT	6	0.12%
NS_ILL_PRT	6	0.12%
BLURAY_BOX	4	0.08%
CD_NEW	2	0.04%
NS_ILL_VID	2	0.04%
REF-BOOK	1	0.02%

Item Home Location	Transactions	% of Total
<b>Total</b>	<b>5,122</b>	<b>100.00%</b>
STACKS_JUV	2,717	53.05%
STACKS	1,663	32.47%
YOUNGADULT	273	5.33%
NEW_ADULT	258	5.04%
NEW_JUV	162	3.16%
NEW_YA	40	0.78%
ILL_IN	8	0.16%
REFERENCE	1	0.02%

### Item Library

NRS ▼

#### Checkouts & Renewals of Your Items

User Library	Trans Stat User Profile Name	Transactions	% of Total
<b>Total</b>		<b>5,122</b>	<b>100.00%</b>
<b>NRS</b>	<b>NRS_ADULT</b>	2,251	43.95%
	<b>NRS_JUV</b>	756	14.76%
<b>RSS</b>	<b>RSS_ADULT</b>	301	5.88%
<b>OPS</b>	<b>OPS_PATRON</b>	158	3.08%
<b>BYS</b>	<b>BYS_ADULT</b>	134	2.62%
<b>BFS</b>	<b>BFS_PATRON</b>	73	1.43%
<b>BRS</b>	<b>BRS_ADULT</b>	73	1.43%
<b>OZS</b>	<b>OPS_PATRON</b>	73	1.43%
<b>CIS</b>	<b>CIS_ADULT</b>	47	0.92%
<b>WVD</b>	<b>WVD_PATRON</b>	45	0.88%
<b>DGS</b>	<b>DGS_PATRON</b>	43	0.84%
<b>FPS</b>	<b>FPS_ADULT</b>	42	0.82%
<b>MWS</b>	<b>MWS_ADULT</b>	42	0.82%
<b>SCD</b>	<b>SCD_PATRON</b>	42	0.82%
<b>GED</b>	<b>GED_PATRON</b>	41	0.80%
<b>INS</b>	<b>INS_PATRON</b>	40	0.78%
<b>LPS</b>	<b>LPS_PATRON</b>	39	0.76%
<b>BRS</b>	<b>BRS_JUV</b>	35	0.68%
<b>GVD</b>	<b>GVD_PATRON</b>	34	0.66%
<b>EPS</b>	<b>EPS_PATRON</b>	31	0.61%
<b>RFS</b>	<b>RFS_ADULT</b>	31	0.61%
<b>BLD</b>	<b>BLD_PATRON</b>	30	0.59%
<b>FPS</b>	<b>FPS_JUV</b>	30	0.59%
<b>TPS</b>	<b>TPS_PATRON</b>	29	0.57%
<b>ILL_LIBS</b>	<b>CHICAGO_P</b>	28	0.55%
<b>WRS</b>	<b>WRS_PATRON</b>	25	0.49%
<b>CIS</b>	<b>CIS_JUV</b>	24	0.47%

### Item Library

NRS ▼

#### Checkouts & Renewals of Your Items

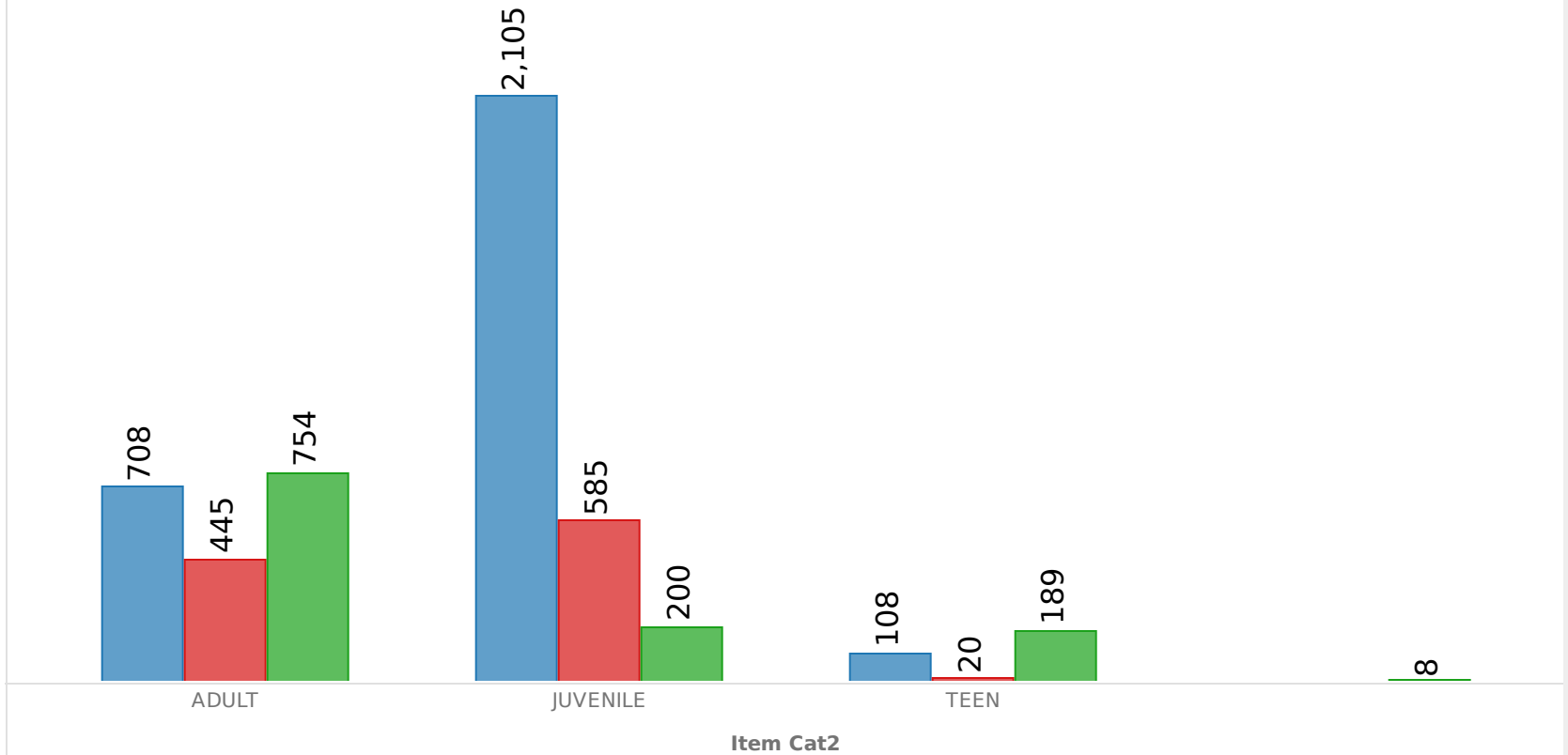
Item Cat2	Transactions	% of Total
ADULT	1,907	37.23%
JUVENILE	2,890	56.42%
TEEN	317	6.19%
	8	0.16%
<b>Total</b>	<b>5,122</b>	<b>100.00%</b>

Item Cat3	Transactions	% of Total
FICTION	2,921	57.03%
NONFICTION	1,050	20.50%
	1,151	22.47%
<b>Total</b>	<b>5,122</b>	<b>100.00%</b>

#### Circs by Cat2 & Cat3

Item Cat3

- FICTION
- NONFICTION
- 

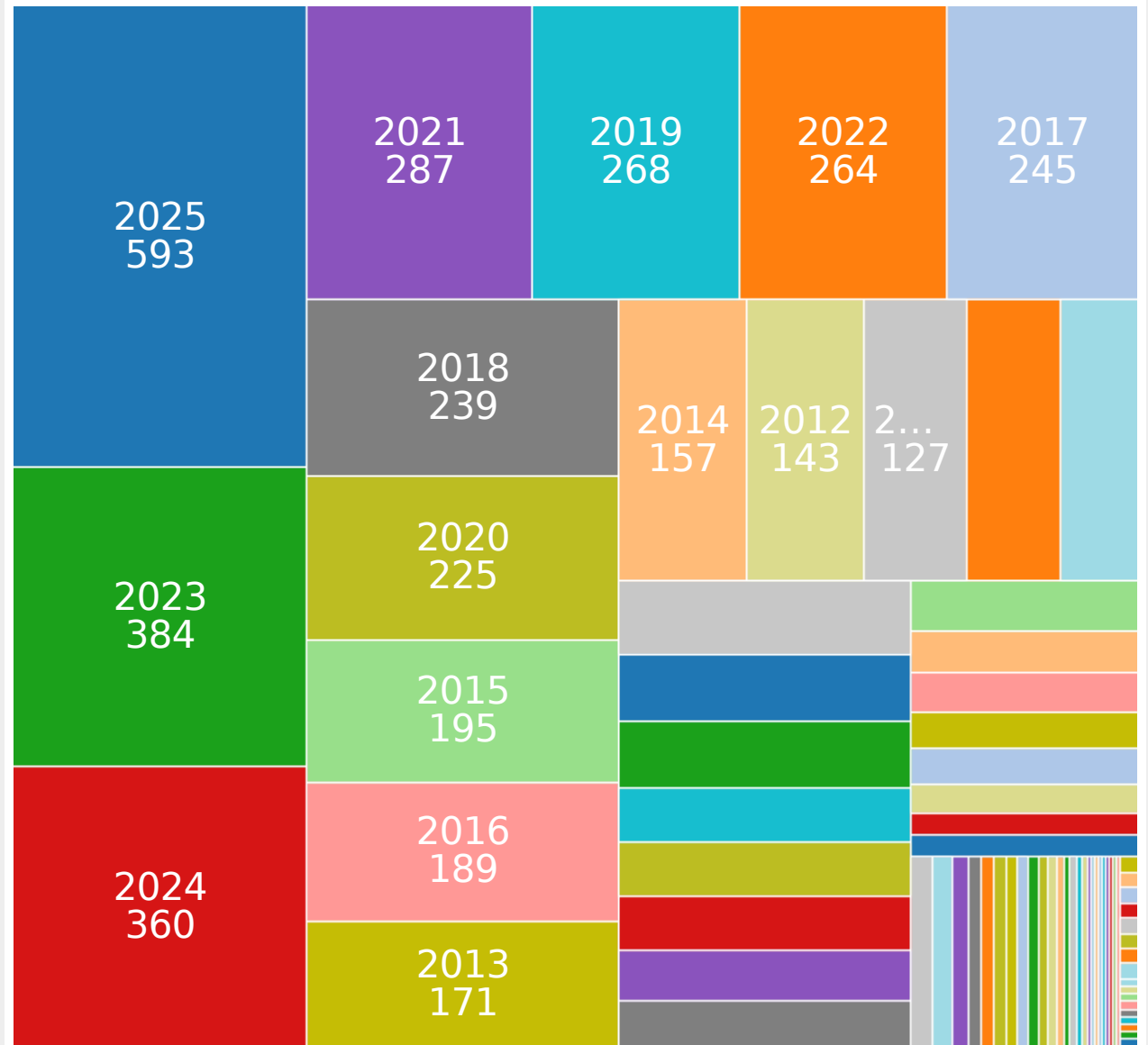


### Item Library

NRS ▼

#### Checkouts & Renewals of Your Items

Publication Year	Transactions	% of Total
<b>Total</b>	<b>5,122</b>	<b>100.00%</b>
2025	593	11.58%
2023	384	7.50%
2024	360	7.03%
2021	287	5.60%
2019	268	5.23%
2022	264	5.15%
2017	245	4.78%
2018	239	4.67%
2020	225	4.39%
2015	195	3.81%
2016	189	3.69%
2013	171	3.34%
2014	157	3.07%
2012	143	2.79%
2010	127	2.48%
2006	114	2.23%
2011	95	1.85%
0	93	1.82%
2009	85	1.66%
2007	84	1.64%
2003	70	1.37%
2004	69	1.35%
2008	69	1.35%
2005	64	1.25%
2002	58	1.13%
1999	49	0.96%
1998	41	0.80%
2000	39	0.76%
1997	36	0.70%



### Station Library

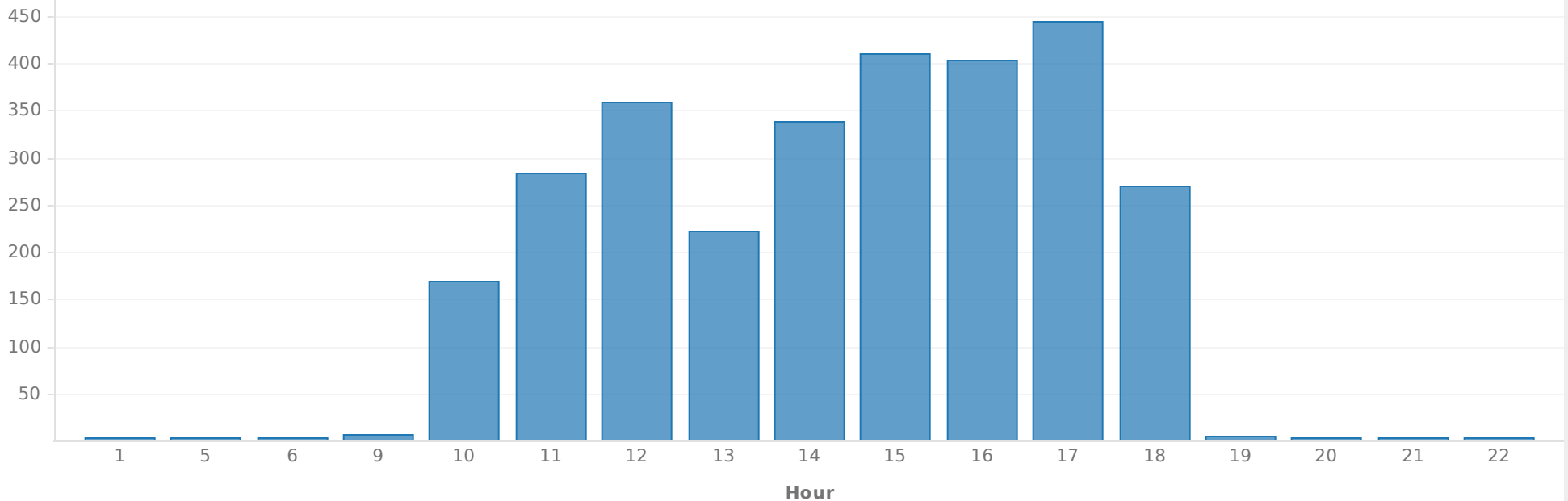
NRS ▼

#### Checkouts & Renewals at Your Library

Trans Stat Command Desc	Transactions	% of Total
<b>Total</b>	<b>4,855</b>	<b>100.00%</b>
Charge Item Part B	2,731	56.25%
Renew Item	2,124	43.75%

Trans Stat Station Login User Access	Transactions	% of Total
<b>Total</b>	<b>4,855</b>	<b>100.00%</b>
AUTORENEW	1,931	39.77%
NRSCIRCSR	1,498	30.85%
SIPCHK	870	17.92%
NRSTECHSR	535	11.02%
PUBLIC	21	0.43%

#### Average Transactions per Hour



### Station Library

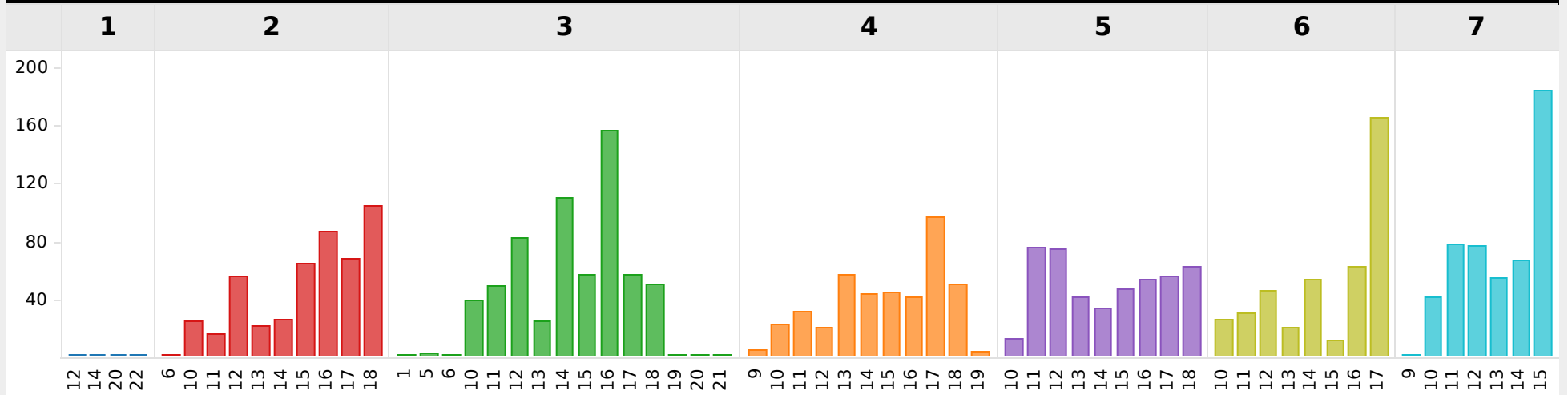
NRS ▼

### Checkouts & Renewals at Your Library

Trans Stat Dow	Transactions	% of Total
Sunday	5	0.17%
Monday	473	16.18%
Tuesday	641	21.92%
Wednesday	422	14.43%
Thursday	460	15.73%
Friday	419	14.33%
Saturday	504	17.24%

Hour	Transactions	% of Total
9	6	0.21%
10	169	5.80%
11	284	9.74%
12	359	12.31%
13	223	7.65%
14	338	11.59%
15	410	14.06%
16	403	13.82%
17	445	15.26%
18	270	9.26%
19	5	0.17%
20	3	0.10%
21	1	0.03%

### Circs by Hour and Day



### Station Library

NRS ▼

#### Checkouts & Renewals at Your Library

##### Library Users at Your Library

User Library	Transactions	% of Total
<b>Total</b>	<b>2,924</b>	<b>100.00%</b>
NRS	2,291	78.35%
RSS	189	6.46%
OPS	88	3.01%
BYS	53	1.81%
CIS	47	1.61%
BRS	42	1.44%
FPS	38	1.30%
BFS	32	1.09%
OZS	28	0.96%
ILL_LIBS	25	0.85%
MWS	25	0.85%
EPS	12	0.41%
LYS	10	0.34%
LPS	9	0.31%
WVD	7	0.24%
TFS	5	0.17%
GHS	4	0.14%
LGS	4	0.14%
CRS	3	0.10%
HWS	3	0.10%
BWS	2	0.07%
VPD	2	0.07%
FPD	1	0.03%
GED	1	0.03%
HSS	1	0.03%
ROS	1	0.03%
WCS	1	0.03%

##### Library Items at Your Library

Item Library	Transactions	% of Total
<b>Total</b>	<b>2,924</b>	<b>100.00%</b>
NRS	2,448	83.72%
TPS	17	0.58%
BLD	16	0.55%
ADD	15	0.51%
SCD	15	0.51%
FRS	13	0.44%
OPS	13	0.44%
OLS	12	0.41%
ESS	11	0.38%
INS	10	0.34%
ITD	10	0.34%
VPD	10	0.34%
DGS	9	0.31%
FPD	9	0.31%
LGS	9	0.31%
BYS	8	0.27%
GSD	8	0.27%
LSS	8	0.27%
MED	8	0.27%
NLS	8	0.27%
PTS	8	0.27%
TFS	8	0.27%

### Station Library

NRS ▼

#### Checkouts & Renewals by Library & User Profile at Your Library

##### Library Users/Profiles at Your Library

User Library	Trans Stat User Profile Name	Transactions	% of Total
<b>Total</b>		<b>2,924</b>	<b>100.00%</b>
NRS	NRS_ADULT	1,833	62.69%
	NRS_JUV	453	15.49%
RSS	RSS_ADULT	182	6.22%
OPS	OPS_PATRON	87	2.98%
BYS	BYS_ADULT	49	1.68%
BRS	BRS_ADULT	41	1.40%
CIS	CIS_ADULT	34	1.16%
BFS	BFS_PATRON	32	1.09%
OZS	OPS_PATRON	28	0.96%
ILL_LIBS	CHICAGO_P	25	0.85%
MWS	MWS_ADULT	25	0.85%
FPS	FPS_ADULT	19	0.65%
	FPS_JUV	19	0.65%
CIS	CIS_JUV	13	0.44%
EPS	EPS_PATRON	12	0.41%
LYS	LYS_ADULT	10	0.34%
LPS	LPS_PATRON	9	0.31%
RSS	RSS_JUV	7	0.24%
WVD	WVD_PATRON	7	0.24%
TFS	TFS_PATRON	5	0.17%
BYS	BYS_JUV	4	0.14%
GHS	GHS_PATRON	4	0.14%
CRS	CRS_PATRON	3	0.10%
HWS	HWS_PATRON	3	0.10%
LGS	LGS_JUV	3	0.10%
BWS	BWS_ADULT	2	0.07%
NRS	NRSCIRCM	2	0.07%

##### Library Items/Profiles at Your Library

Item Library	Trans Stat User Profile Name	Transactions	% of Total
<b>Total</b>		<b>2,924</b>	<b>100.00%</b>
NRS	NRS_ADULT	1,478	50.55%
	NRS_JUV	410	14.02%
	RSS_ADULT	160	5.47%
	OPS_PATRON	82	2.80%
	BYS_ADULT	47	1.61%
	BRS_ADULT	41	1.40%
	CIS_ADULT	34	1.16%
	BFS_PATRON	24	0.82%
	MWS_ADULT	24	0.82%
	CHICAGO_P	22	0.75%
	FPS_JUV	19	0.65%
	FPS_ADULT	14	0.48%
SCD	NRS_ADULT	14	0.48%
TPS	NRS_ADULT	14	0.48%
BLD	NRS_ADULT	12	0.41%
NRS	CIS_JUV	12	0.41%
	EPS_PATRON	12	0.41%
ADD	NRS_ADULT	10	0.34%
FRS	NRS_ADULT	10	0.34%
NRS	LYS_ADULT	10	0.34%
	LPS_PATRON	9	0.31%
OLS	NRS_ADULT	9	0.31%
DGS	NRS_ADULT	8	0.27%
ESS	NRS_ADULT	8	0.27%
OPS	NRS_ADULT	8	0.27%
BYS	NRS_ADULT	7	0.24%
GSD	NRS_ADULT	7	0.24%
INS	NRS ADULT	7	0.24%

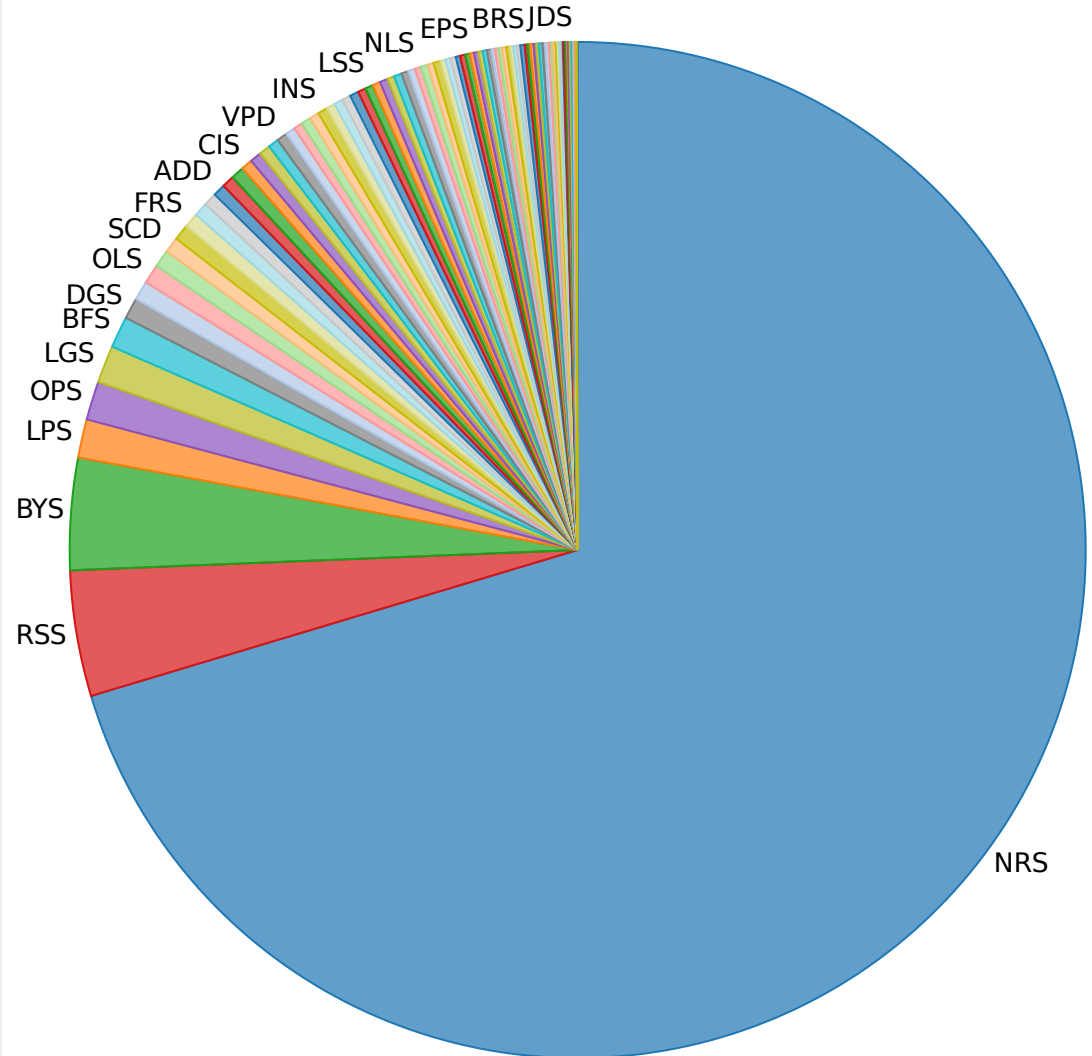
### User Library

NRS v

### Checkouts & Renewals from Your Patrons

Item Library	Transactions	% of Total
<b>Total</b>	<b>4,282</b>	<b>100.00%</b>
NRS	3,012	70.34%
RSS	171	3.99%
BYS	152	3.55%
LPS	53	1.24%
OPS	52	1.21%
LGS	51	1.19%
BFS	43	1.00%
DGS	28	0.65%
TPS	27	0.63%
OLS	26	0.61%
MED	23	0.54%
SCD	22	0.51%
BLD	21	0.49%
FRS	21	0.49%
AMS	18	0.42%
WCS	18	0.42%
ADD	17	0.40%
HDS	17	0.40%
TFS	17	0.40%
CIS	16	0.37%
ESS	16	0.37%
ITD	15	0.35%
GSD	14	0.33%

Your Users Checkout Items from...



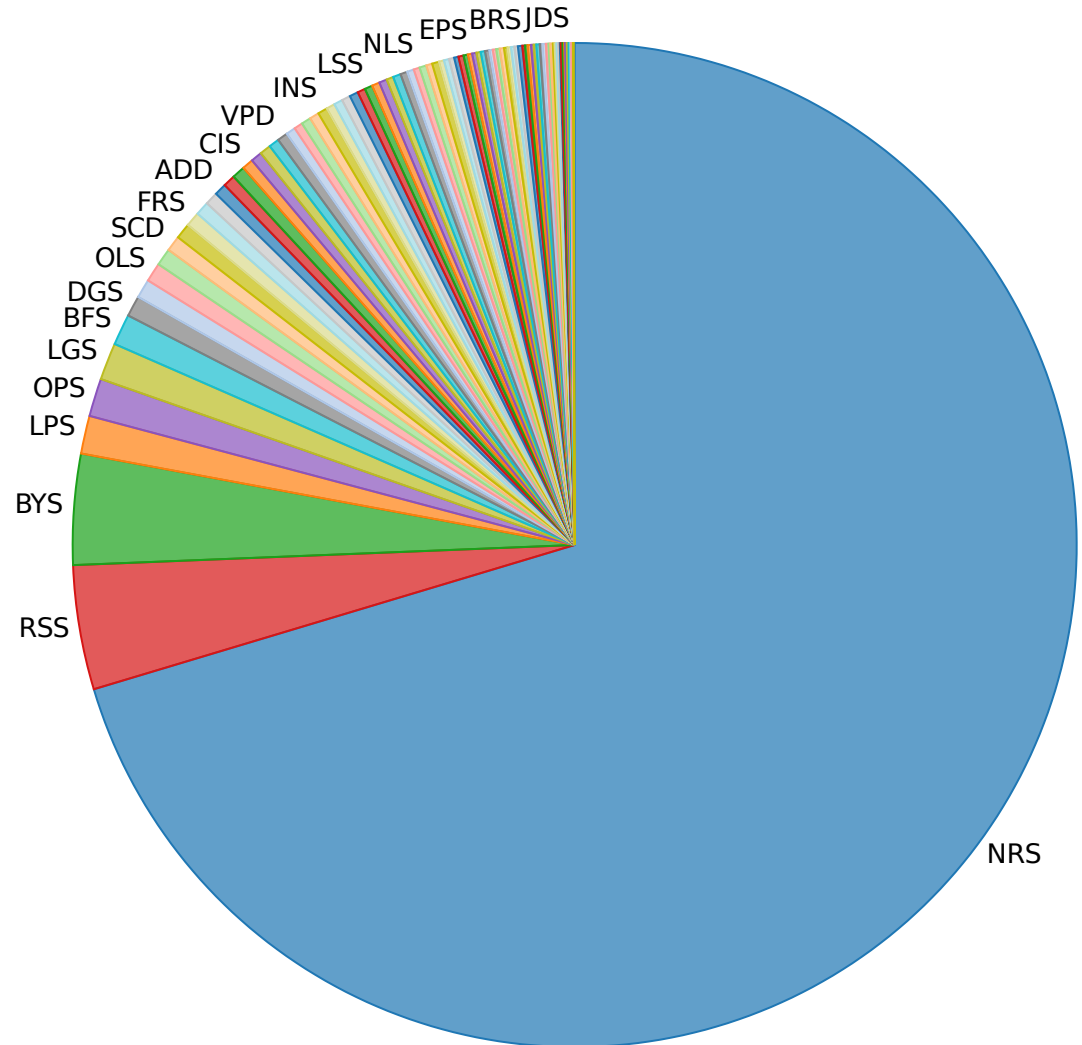
## User Library

NRS ▼

### Checkouts & Renewals from Your Patrons

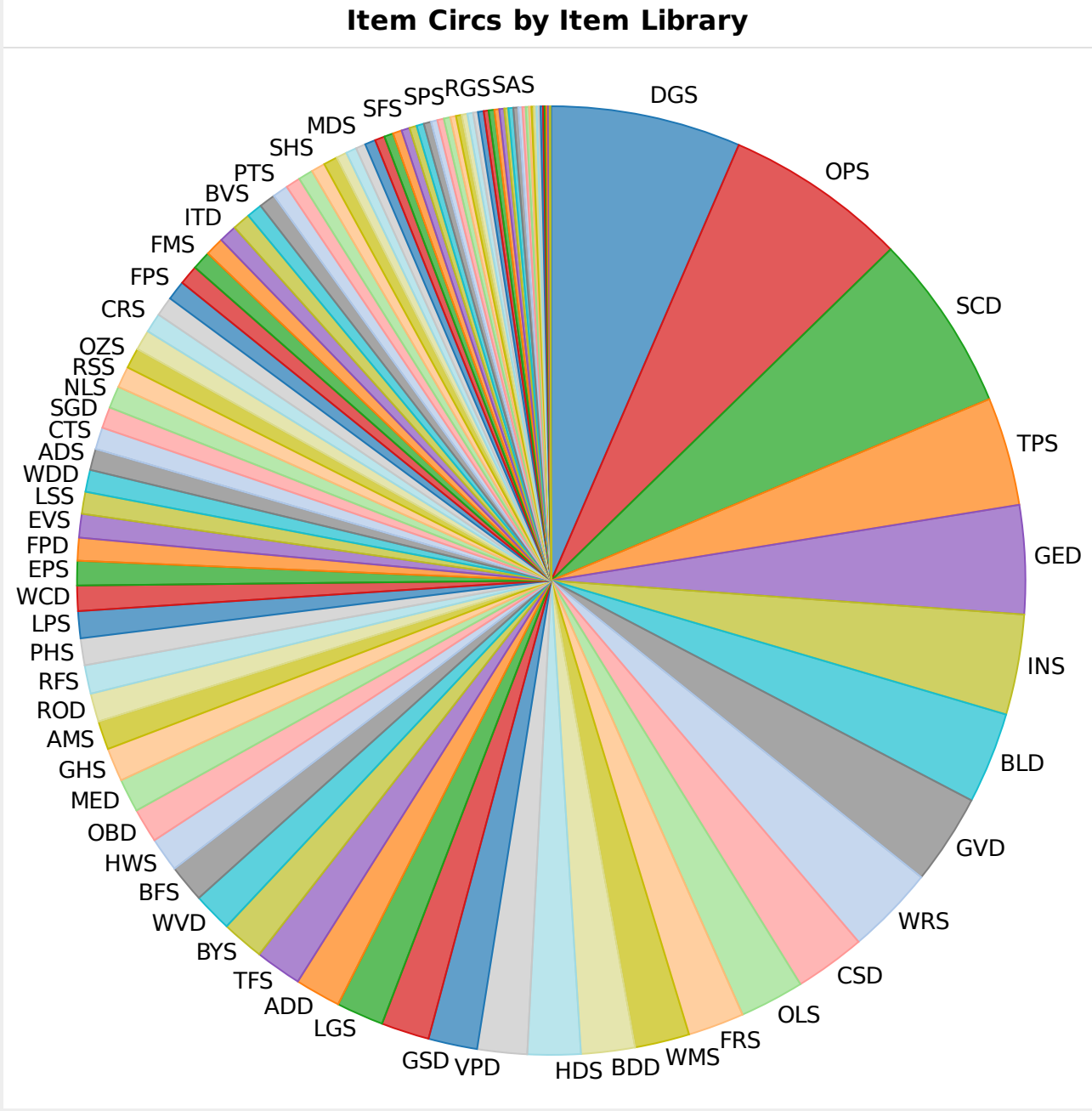
Station Library	Transactions	% of Total
<b>Total</b>	<b>4,282</b>	<b>100.00%</b>
NRS	3,690	86.17%
RSS	185	4.32%
BYS	154	3.60%
BFS	54	1.26%
LPS	47	1.10%
LGS	39	0.91%
OPS	31	0.72%
OES	18	0.42%
WCS	12	0.28%
FPS	9	0.21%
MED	9	0.21%
DGS	6	0.14%
RFS	6	0.14%
TFS	5	0.12%
AMS	4	0.09%
FPD	2	0.05%
MWS	2	0.05%
SWS	2	0.05%
BVS	1	0.02%
CIS	1	0.02%
EPS	1	0.02%
HSS	1	0.02%
MCS	1	0.02%

### Your Users Checkout at...



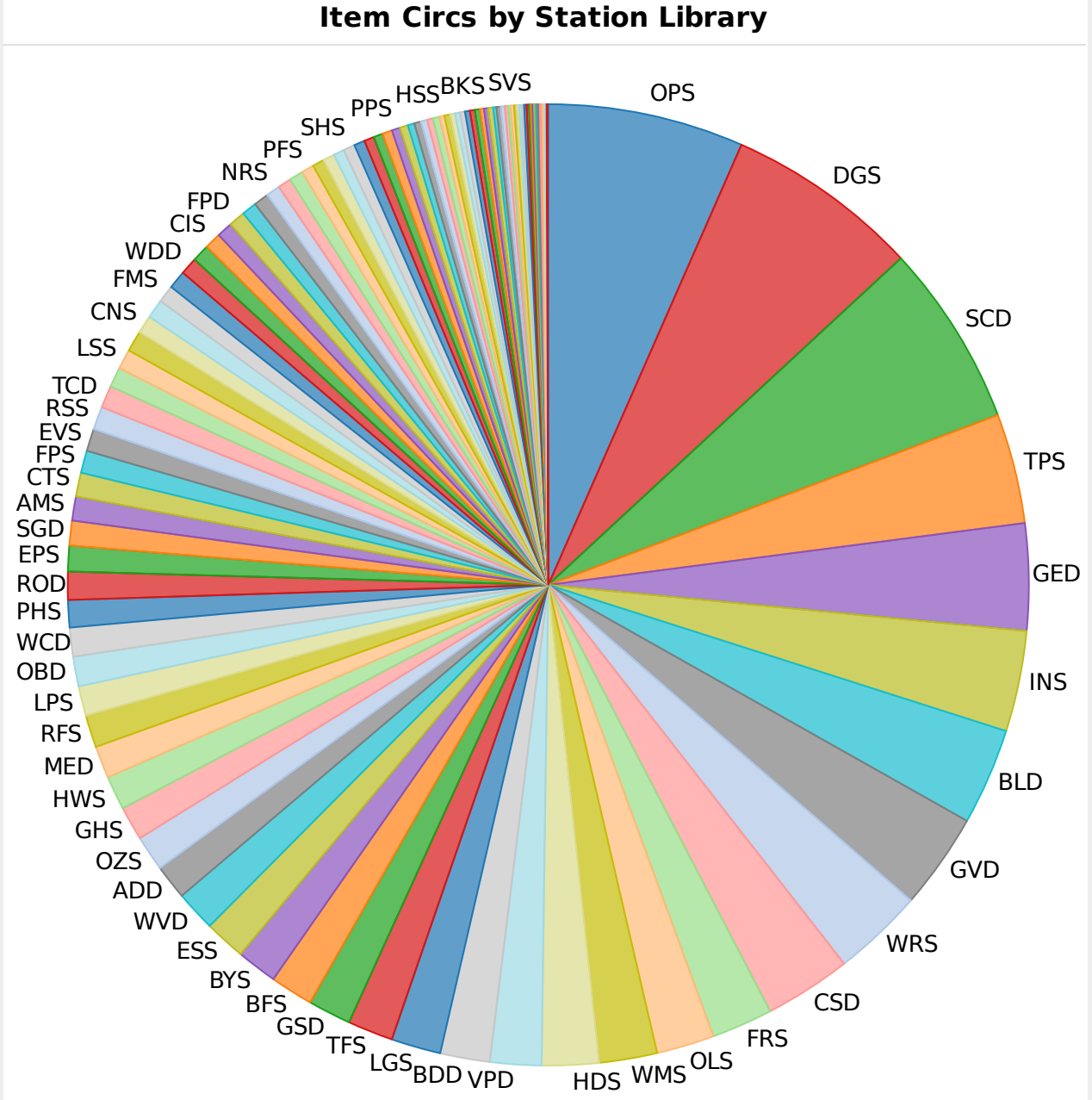
## Checkouts & Renewals from all SWAN Libraries

Item Library	Transactions	% of Total
<b>Total</b>	<b>1,014,355</b>	<b>100.00%</b>
DGS	65,471	6.45%
OPS	62,899	6.20%
SCD	61,478	6.06%
TPS	37,626	3.71%
GED	37,485	3.70%
INS	34,610	3.41%
BLD	31,525	3.11%
GVD	31,125	3.07%
WRS	30,869	3.04%
CSD	24,533	2.42%
OLS	22,129	2.18%
FRS	19,504	1.92%
WMS	18,769	1.85%
BDD	18,606	1.83%
HDS	18,463	1.82%
VPD	17,302	1.71%
GSD	16,907	1.67%
ESS	16,493	1.63%
LGS	16,342	1.61%
ADD	15,879	1.57%
TFS	15,817	1.56%
BYS	14,880	1.47%
WVD	13,553	1.34%
BFS	12,870	1.27%
HWS	11,813	1.16%
OBD	11,722	1.16%
MED	11,638	1.15%
GHS	11,553	1.14%
AMS	9,887	0.97%
ROD	9,838	0.97%
RFS	9,829	0.97%
PHS	9,317	0.92%
...	...	...



### Checkouts & Renewals from all SWAN Libraries

Station Library	Transactions	% of Total
<b>Total</b>	<b>1,014,355</b>	<b>100.00%</b>
OPS	66,427	6.55%
DGS	66,384	6.54%
SCD	62,273	6.14%
TPS	37,282	3.68%
GED	36,407	3.59%
INS	34,391	3.39%
BLD	33,025	3.26%
GVD	32,508	3.20%
WRS	31,172	3.07%
CSD	29,661	2.92%
FRS	20,655	2.04%
OLS	19,829	1.95%
WMS	19,664	1.94%
HDS	19,492	1.92%
VPD	17,478	1.72%
BDD	16,915	1.67%
LGS	16,900	1.67%
TFS	15,381	1.52%
GSD	14,725	1.45%
BFS	14,554	1.43%
BYS	14,049	1.39%
ESS	13,906	1.37%
WVD	13,719	1.35%
ADD	12,061	1.19%
OZS	11,933	1.18%
GHS	11,720	1.16%
HWS	11,500	1.13%
MED	11,087	1.09%
RFS	10,869	1.07%
LPS	10,152	1.00%
OBD	10,083	0.99%
WCD	9,829	0.97%
PLC	9,164	0.90%



## Checkouts & Renewals from all SWAN Libraries

User Library	Transactions	% of Total
<b>Total</b>	<b>1,014,355</b>	<b>100.00%</b>
DGS	65,362	6.44%
SCD	64,171	6.33%
OPS	63,517	6.26%
GED	36,626	3.61%
TPS	35,127	3.46%
GVD	34,855	3.44%
INS	34,726	3.42%
ILL_LIBS	33,154	3.27%
BLD	29,512	2.91%
WRS	28,362	2.80%
CSD	28,349	2.79%
FRS	20,115	1.98%
WMS	19,740	1.95%
OLS	18,351	1.81%
HDS	17,901	1.76%
VPD	16,983	1.67%
BVD	16,172	1.59%
TFS	15,482	1.53%
BDD	15,423	1.52%
BFS	15,193	1.50%
GSD	15,023	1.48%
BYS	14,903	1.47%
LGS	14,587	1.44%
WVD	12,572	1.24%
GHS	11,911	1.17%
WCD	11,232	1.11%
ADD	11,192	1.10%
MED	11,100	1.09%
LPS	10,585	1.04%
OZS	10,397	1.02%
RFS	10,365	1.02%
HWS	10,247	1.01%
ROD	10,041	0.99%

