



**NORTH RIVERSIDE
PUBLIC LIBRARY**

NORTH RIVERSIDE, IL

**North Riverside Public Library District
Board of Trustees
B&A Hearing, September 15, 2025
6:00pm**

- 1. Open of Meeting**
 - A. Call to order
 - B. Determination of quorum
 - C. Recognition of visitors to the meeting
 - D. Approval of agenda
 - 2. Open Forum**
 - 3. Adjournment**
-

**North Riverside Public Library District
Board of Trustees
Regular Meeting, September 15, 2025
Following B&A Hearing**

- 1. Open of Meeting**
 - A. Call to order
 - B. Determination of quorum
 - C. Recognition of visitors to the meeting
 - D. Approval of agenda
- 2. Open Forum**
- 3. Consent Agenda**

Secretary:

 - a. Minutes of the August 22, 2025 Regular Board Meeting
 - b. Correspondence

Treasurer:

 - a. August 2025 Financial Statements
 - b. Authorization of transfer of \$80,000 from IL Funds account to First American Bank which currently has a balance as of 09/15/2025 of:
 - i. First American Money Market: \$XXX
 - ii. First American Checking: \$XXX
 - iii. IL Fund: \$XXXTotal: \$XXX



**NORTH RIVERSIDE
PUBLIC LIBRARY**

NORTH RIVERSIDE, IL

4. **President's Report**
5. **Director's Report**
6. **Committee Reports**
7. **New Business**
 - A. Budget and Appropriations (B&A) Ordinance (action item)
 - B. Boiler Repairs (action item)
 - C. Holiday Closings (action item)
8. **Closed session**
9. **Return to open session**
10. **Possible action item** (pertaining to closed session discussion)
11. **Adjournment**

Note: Agenda items may be added that pertain to discussion or information.

No items may be added to the final agenda that require Board action.

Next regular Board Meeting is scheduled for October 20, 2025 at 6:00 p.m.



Minutes of the August 22, 2025 Regular Meeting

1. Open of Meeting

- a. The meeting was called to order by President Gordon at 6:25 p.m. Roll call was taken.
Present: Trustee Kathy Bonnar, Trustee Annette Corgiat, President Greg Gordon, Trustee John Mathias
Absent: Trustee Fernando Flores, Trustee Jeanne Ottenweller, Trustee Ken Rouleau
Also Present: Director Jenny Cutshall & Alex Todd
- b. A quorum was established.
- c. Recognition of visitors. No one was present.
- d. Approval of agenda.
Trustee Mathias made a motion to approve the agenda. Trustee Bonnar seconded the motion. A roll call vote was taken.
Ayes: Bonnar, Corgiat, Gordon, Mathias
Nays: None
Motion carried.

2. Open Forum

No one was present.

3. Consent Agenda

Trustee Mathias made a motion to approve the Consent Agenda as presented. Trustee Corgiat seconded the motion. A roll call vote was taken.
Ayes: Bonnar, Corgiat, Gordon, Mathias
Nays: None
Motion carried.

4. President's Report

5. Director's Report

6. Committee Reports

Trustees will review the Meeting Room Policy and the Social Media Policy for possible updates.

7. New Business

Alex Todd, of Deiters & Todd, gave a presentation on the subject of Director and Trustee Roles.

8. Adjournment

Trustee Mathias made a motion to adjourn the meeting at 7:45 p.m. Trustee Bonnar seconded the motion. All ayes, motion carried.

Respectfully Submitted,
Jennifer Cutshall

Management Report

North Riverside Public Library District
For the period ended August 31, 2025



Prepared on

September 11, 2025

Table of Contents

Profit and Loss3

Balance Sheet.....6

Profit and Loss

July - August, 2025

	Total
INCOME	
6903-01 Fines & Fees	773.92
6904-01 Donations	93.63
6905-01 Grants	10,953.35
Interest	
6906-01 Interest	3,292.61
Total Interest	3,292.61
Property Taxes	
6901-01 Property Tax Revenue - Corporate Fund	2,124.74
6901-04 Property Tax Revenue - Audit Fund	15.85
6901-05 Property Tax Revenue - Liability Insurance	27.14
6901-06 Property Tax Revenue - Unemployment Insurance	2.37
6901-07 Property Tax Revenue - Building Fund	97.05
6901-08 Property Tax Revenue - Social Security Fund	75.28
6901-12 Property Tax Revenue - IMRF Fund	95.08
Total Property Taxes	2,437.51
Total Income	17,551.02
GROSS PROFIT	17,551.02
EXPENSES	
8360-01 Grants	1,125.13
Advertising & Marketing	
8365-01 Library Promotion	59.54
8399-01 ILL Loss/Damage	72.51
8404-01 Staff Recognition	138.94
8410-01 Printing	3,429.64
Total Advertising & Marketing	3,700.63
Bank Charges & Fees	
8396-01 Bank Charges & Fees	1,908.60
Total Bank Charges & Fees	1,908.60
Benefits	
7600-05 Health Insurance	8,005.19
7650-09 IMRF	5,300.56
7660-06 Unemployment Insurance	-531.19
7670-01 Taxes-Fica Expense	9,188.15
Total Benefits	21,962.71
Building Expense	
8306-07 Building Supplies & Maintenance	227.88
8308-07 Service Contracts	9,880.45
8330-01 Casual Labor	400.00
8335-07 Building Repairs	6,819.00

	Total
Total Building Expense	17,327.33
Computers/Technology	
8171-01 Tech Service	6,613.32
8175-01 SWAN	5,455.64
8180-01 Software	65.99
8190-01 Website	164.98
Total Computers/Technology	12,299.93
Legal & Professional Services	
8400-01 Accounting	990.00
8402-01 Legal Fees	78.75
8430-01 Payroll Expenses	1,937.96
8435-01 Background Checks	19.00
Total Legal & Professional Services	3,025.71
Library Materials	
8090-01 Adult A/V	348.17
8091-01 Children's A/V	910.72
8096-01 Teen A/V	0.00
8105-01 Adult Fiction/Non-Fiction	1,179.56
8106-01 Children Fiction / Non-Fiction	576.39
8107-01 Teen Fiction/Non-Fiction	208.20
8120-01 Newspapers	0.00
8130-01 Internet Databases	816.03
8140-01 Periodicals	0.00
Total Library Materials	4,039.07
Office Supplies & Software	
8202-01 Office Supplies	466.51
Total Office Supplies & Software	466.51
Programs & Strategic Initiatives	
8150-01 Children's Programs	695.31
8153-01 Teen Programs	225.94
8154-01 Makerspaces/library of things	757.61
8155-01 Adult Programs	357.84
8158-01 Strategic Initiatives	208.04
Total Programs & Strategic Initiatives	2,244.74
Salaries	
7504-01 Circulation	22,537.96
7505-01 Adult Services	13,736.08
7506-01 Youth Services	18,765.13
7507-01 Pages	0.00
7508-01 Administration	65,827.26
7509-01 Facilities	0.00
Total Salaries	120,866.43

	Total
Travel & Training	
7700-01 Educational Training Trustees	270.75
7800-01 Educational Staff Training	-267.00
8355-01 Memberships	400.00
Total Travel & Training	403.75
Utilities	
8301-07 Internet/Phone	2,237.62
8302-07 Electricity	0.00
8303-07 Gas	747.90
8304-07 Water/Garbage	709.80
Total Utilities	3,695.32
Total Expenses	193,065.86
NET OPERATING INCOME	-175,514.84
OTHER EXPENSES	
Other Miscellaneous Expense	
8395-01 Miscellaneous Expense	1,495.11
8490-01 Athene Program Expenses	2,612.96
Total Other Miscellaneous Expense	4,108.07
Total Other Expenses	4,108.07
NET OTHER INCOME	-4,108.07
NET INCOME	\$ -179,622.91

Balance Sheet

As of August 31, 2025

	Total
ASSETS	
Current Assets	
Bank Accounts	
1500-01 First American MM (5015)	306,129.68
1500-04 Cash-Audit Fund	6,168.31
1500-05 Cash-Liability Insurance Fund	-7,169.21
1500-06 Cash-Unemployment Ins Fund	202.80
1500-07 Cash-Building Fund	-348,682.49
1500-08 Cash-Social Security Fund	-28,739.36
1500-09 Cash-Pension Fund	-93,301.80
1500-10 Cash-Debt Service Fund	0.00
1500-11 Equipment Fund	0.00
1500-12 Cash - IMRF Fund	0.00
1500-13 Capital Projects	283,953.00
Total 1500-01 First American MM (5015)	118,560.93
1501-01 First American Checking (5001)	35,269.26
1501-02 Athene Special Programs	11,740.91
Total 1501-01 First American Checking (5001)	47,010.17
1509-07 Cash - IPTIP IL Funds	235,945.07
1512-02 Kadlec Annuity #71797	40,848.99
Total Bank Accounts	442,365.16
Accounts Receivable	
2000-01 RE Taxes Receivable-Corp	508,219.23
2000-04 Taxes Receivable-Audit	4,133.89
2000-05 Taxes Receivable-Insurance	11,185.83
2000-06 Taxes Receivable-Liab Insur	2,188.53
2000-07 Taxes Recievable-Bldg Fund	40,414.89
2000-08 Taxes Receivable-SS Fund	23,344.33
2000-09 Taxes Receivable-Pension Fund	0.00
2000-12 Property Tax Recievable - IMRF	24,317.00
2100-01 Accounts Receivable	0.00
Total Accounts Receivable	613,803.70
Other Current Assets	
1500-01 Kadlec Annuity	300,720.37
1500-02 Kadlect Annuity #19563	120,202.23
1500-03 Kadlec Annuity #37743	441,601.79
2200-01 Due to/from Special Accounts	0.00
2200-09 Due to/from Pension Fund	0.00
2400-01 Prepaid Expenses	0.00
2400-05 Prepaid Expenses 05	0.00

	Total
2400-07 Prepaid Expense	0.00
Total Other Current Assets	862,524.39
Total Current Assets	1,918,693.25
TOTAL ASSETS	\$1,918,693.25

LIABILITIES AND EQUITY

Liabilities

Current Liabilities

Accounts Payable

4100-01 Accounts Payable	0.00
4100-02 Accounts Payable UC Fund	0.00
4100-05 Accounts Payable Liability Fund	0.00
4100-06 Accounts Payable Unemployment Fund	0.00
4100-07 Accounts Payable Building Fund	0.00
4100-09 Accounts Payable Pension Fund	0.00

Total Accounts Payable	0.00
-------------------------------	-------------

Other Current Liabilities

4002-01 IMRF - Employee Contribution	1,659.86
4003-01 Child Support	0.00
4200-01 Accrued Wages	28,715.87
4220-01 Federal Withholding	0.00
4230-01 ICMA Retirement	781.52
4240-01 State Withholding	0.00
4250-01 FICA Withholding	0.00
4265-01 Cafeteria Plan	0.00
4300-01 Deferred Tax Rev - Corp FD	508,219.23
4300-04 Deferred Tax Rev - Audit Fund	4,133.89
4300-05 Deferred Tax Rev Liability Fund	11,185.83
4300-06 Deferred Tax Rev Unemployment	2,188.53
4300-07 Deferred Tax Rev Building Fund	40,414.89
4300-08 Deferred Tax Rev SS	23,344.33
4300-09 Deferred Tax Rev Pension	0.00
4300-12 Deferred Tax Rev - IMRF	24,317.00
4470-07 Due to/from Corp - Building fund	0.00

Total Other Current Liabilities	644,960.95
--	-------------------

Total Current Liabilities	644,960.95
----------------------------------	-------------------

Total Liabilities

644,960.95

Equity

3200-00 Retained Earnings	11,242.00
5600-01 General Fund Balance	1,636,626.41
5600-02 Debt Service Fund Balance	0.00
5600-03 Capital Projects Fund Balance	283,953.00
5600-04 Audit Fund	6,168.31

	Total
5600-05 Public Liability Fund Balance	-7,169.21
5600-06 Unemployment Insurance Fund Balance	202.80
5600-07 Building Fund Balance	-352,950.37
5600-08 Social Security Fund Balance	-28,739.36
5600-09 Pension Fund Balance	-95,978.37
Opening Balance Equity	0.00
Net Income	-179,622.91
Total Equity	1,273,732.30
TOTAL LIABILITIES AND EQUITY	\$1,918,693.25



**NORTH RIVERSIDE
PUBLIC LIBRARY**
NORTH RIVERSIDE, IL

BUDGET AND APPROPRIATION ORDINANCE

ORDINANCE NO. (25-08-01)

**NORTH RIVERSIDE PUBLIC LIBRARY DISTRICT
COOK COUNTY, ILLINOIS**

FISCAL YEAR JULY 1, 2025 to JUNE 30, 2026

This Ordinance constitutes the Budget and Appropriation Ordinance for the North Riverside Public Library District, Cook County, Illinois, for the fiscal year beginning July 1, 2025 and ending June 30, 2026.

BE IT ORDAINED by the Board of Library Trustees of the North Riverside Public Library District as follows:

SECTION 1. The following budget and appropriation amounts are adopted for the fiscal year beginning July 1, 2025 and ending June 30, 2026.

CORPORATE

Personnel Expenses	Appropriation
Salaries	750,500.00
Audio-visual materials and services	35,000.00
Books	95,000.00
Periodicals	5,500.00
Other media	55,500.00
Library programs	100,000.00
Office supplies	27,500.00
Printing	42,975.00
Postage	17,000.00



Legal fees	15,855.00
Public information	18,875.00
Health insurance	86,500.00
Library promotion and miscellaneous service fees	75,750.00
Utilities	65,350.00
Telephone	21,425.00
Contingency	45,000.00
Petty Cash	100.00
Information technology	108,200.00
Strategic initiatives	11,500.00
Debt service costs	63,000.00
Contractual	
Accounting	38,750.00
Service contracts	77,000.00
Professional Education and Training	
Library trustees	7,500.00
Library staff	15,000.00
Total	1,778,780.00

MEMORIAL FUND

Books	16,500.00
Audio – visual materials	9,500.00
Equipment	19,000.00
Total	45,000.00

AUDIT

18,750.00

IMRF



68,200.00

SOCIAL SECURITY

71,000.00

PUBLIC LIABILITY, PROPERTY, WORKERS' COMPENSATION, AND DIRECTORS AND OFFICERS' INSURANCE

Liability Insurance	Appropriations
Public liability insurance	25,500.00
Workers' compensation insurance	7,200.00
Property insurance	10,800.00
Director's and Officers' insurance	6,200.00
Total	49,700.00

UNEMPLOYMENT COMPENSATION INSURANCE

9,500.00

BUILDINGS, MAINTENANCE AND EQUIPMENT

Building supplies and maintenance	59,000.00
Building repairs	225,000.00
Casual labor and fees	10,900.00
Building improvements	169,000.00
Total	463,900.00

SUMMARY

Corporate	1,778,780.00
-----------	--------------



Buildings, Maintenance and Equipment (Special Tax)	463,900.00
Social Security (Special Tax)	71,000.00
Audit (Special Tax)	18,750.00
IMRF (Special Tax)	68,200.00
Liability Insurance (Special Tax)	49,700.00
Unemployment Insurance (Special Tax)	9,500.00
Memorial Fund (No levy)	45,000.00
Total	2,504,830.00

SECTION 2: As part of the annual budget, it is stated:

- a. The cash on hand at the beginning of the fiscal year is \$663,711.
- b. The estimated cash expected to be received during the fiscal year from all sources is \$2,504,830.
- c. The estimated expenditures for the fiscal year are \$2,504,830.
- d. The estimated cash expected to be on hand at the end of the fiscal year is \$721,760.
- e. The estimated amount of library taxes to be received during the fiscal year is \$1,325,287.
- f. The estimated amount of income to be received from sources other than library taxes during the fiscal year is \$1,179,543.



NORTH RIVERSIDE
PUBLIC LIBRARY

NORTH RIVERSIDE, IL

SECTION 3: Funds in the total amount of \$2,504,830.00 or so much thereof as may be authorized by law, be and the same are hereby appropriated as specified.

SECTION 4: All unexpended balances of proceeds received annually from public library taxes not in excess of statutory limits may be transferred to the Special Reserve Fund.



NORTH RIVERSIDE
PUBLIC LIBRARY
NORTH RIVERSIDE, IL

ADOPTED this 19th day of August, 2025 pursuant to a roll call vote as follows:

AYES: _____

NAYS: _____

ABSENT: _____

ABSTAIN: _____

APPROVED by me this 19th day of August, 2025.

Greg Gordon, President

ATTEST:

John Mathias, Secretary

(seal)

January 28, 2025

To: **North Riverside Public Library**
Attn: Natalie Starosta
2400 Des Plaines Avenue
North Riverside, IL 60546

Martin Petersen Company is pleased to offer the following HVAC proposal for your consideration

Scope : **Dri Steem Humidifier**

- Descale Humidifier
 - Descaling solution
 - Neutralizer to balance solution after cleaning
 - Descaling pump to circulate solution
- Start-up and Secure operation of Humidifier following reassembly

Clarifications:

- All work done during normal business hours and days

Price\$6,470 & Taxes

Guarantee: All labor and materials to be free from defects for a period of one year

If you have any questions or concerns, please contact me at (262) 620-9512

Sincerely,
Martin Petersen Company

Sheree Westland
Commercial Service Division
swestland@mpcmech.com

Accepted By: _____ Date: _____



Martin Petersen
Company, Inc.
9800 55th Street
Kenosha, WI 53144
P: 262.658.1326

BRINGING LIFE TO YOUR BUILDING
HVAC | Plumbing | Service | Fabrication | Engineering
www.mpcmech.com

March 21, 2025

To: North Riverside Public Library
Attn: Natalie Starosta
2400 Des Plaines Avenue
North Riverside, IL 60546

Martin Petersen Company is pleased to offer the following HVAC proposal for your consideration

Scope 1: HTP Boiler #1
○ Model MOD CON 500
○ Serial 121719B1058578

We include:

- Furnish and replace:
 - Heat exchanger
 - Burner Assembly
 - (2) gaskets
- Start up and secure operation

Scope 2: HTP Boiler #2
○ Model MOD CON 500
○ Serial 120519B1056923

We include:

- Furnish and replace:
 - Burner Assembly
 - (2) gaskets
- Start up and secure operation

Clarifications:

- All work done during normal business hours and days

Price\$32,688 & Taxes

Guarantee: All labor and materials to be free from defects for a period of one year

If you have any questions or concerns, please contact me at (262)620-9512

Martin Petersen
Company, Inc.
9800 55th Street
Kenosha, WI 53144
P: 262.658.1326

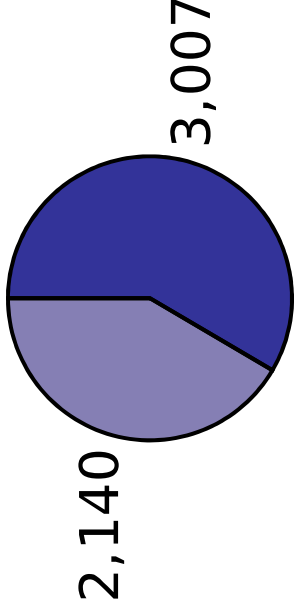
BRINGING LIFE TO YOUR BUILDING
HVAC | Plumbing | Service | Fabrication | Engineering
www.mpcmech.com

Item Library


NRS v

Checkouts & Renewals of Your Items

Trans Stat Command Desc	Transactions	% of Total
Total	5,147	100.00%
Charge Item Part B	3,007	58.42%
Renew Item	2,140	41.58%



Item Cat1	Transactions	% of Total
Total	5,147	100.00%
BOOK	3,944	76.63%
VIDEO	566	11.00%
CONS_GAME	206	4.00%
AUDIO	204	3.96%
EQUIPMENT	90	1.75%
LARGETYPE	63	1.22%
PERIODICAL	58	1.13%
MISC	11	0.21%
	5	0.10%



Item Library

NRS v

Checkouts & Renewals of Your Items

Item Type	Transactions	% of Total
Total	5,147	100.00%
BOOK	3,698	71.85%
BOOK_NEW	351	6.82%
DVD_FEAT	330	6.41%
CONSOLEGAM	190	3.69%
DVD_BOXSET	78	1.52%
BLURAY_FEA	63	1.22%
PERIODICAL	59	1.15%
CD_AUDIO	53	1.03%
DVD_NEWFEA	46	0.89%
TOY	46	0.89%
LARGETYPE	44	0.85%
CD_SPOKEN	40	0.78%
EQUIPMENT	30	0.58%
DVD	28	0.54%
LARGETYPEN	17	0.33%
CONSOLENEW	16	0.31%
EQUIPMENTC	15	0.29%
BLURAY_NFE	13	0.25%
MISC_NONPR	9	0.17%
CD_SPOKNEW	5	0.10%
DVD_BOXNEW	5	0.10%
CD_NEW	3	0.06%
NS_ILL_PRT	3	0.06%
BLURAY_BOX	2	0.04%
BLURAY_BXN	1	0.02%
DVD_NEW	1	0.02%
NS_ILL_VID	1	0.02%

Item Home Location	Transactions	% of Total
Total	5,147	100.00%
STACKS_JUV	2,848	55.33%
STACKS	1,477	28.70%
YOUNGADULT	362	7.03%
NEW_ADULT	298	5.79%
NEW_JUV	136	2.64%
NEW_YA	22	0.43%
ILL_IN	4	0.08%

Item Library

NRS v

Checkouts & Renewals of Your Items

User Library	Trans Stat	User Profile Name	Transactions	% of Total
Total			5,147	100.00%
NRS		NRS_ADULT	2,236	43.44%
		NRS_JUV	718	13.95%
RSS		RSS_ADULT	370	7.19%
OPS		OPS_PATRON	181	3.52%
BYS		BYS_ADULT	138	2.68%
BFS		BFS_PATRON	61	1.19%
FPS		FPS_ADULT	60	1.17%
DGS		DGS_PATRON	58	1.13%
SCD		SCD_PATRON	57	1.11%
WVD		WVD_PATRON	55	1.07%
WCS		WCS_PATRON	48	0.93%
OZS		OPS_PATRON	47	0.91%
GED		GED_PATRON	45	0.87%
GVD		GVD_PATRON	44	0.85%
MWS		MWS_ADULT	39	0.76%
RFS		RFS_ADULT	39	0.76%
INS		INS_PATRON	37	0.72%
CSD		CSD_PATRON	34	0.66%
WMS		WMS_PATRON	32	0.62%
WRS		WRS_PATRON	32	0.62%
BRS		BRS_ADULT	30	0.58%
LPS		LPS_PATRON	30	0.58%
BLD		BLD_PATRON	28	0.54%
RSS		RSS_JUV	26	0.51%
BRS		BRS_JUV	25	0.49%
TPS		TPS_PATRON	25	0.49%
RES		RES_TEACH	23	0.45%

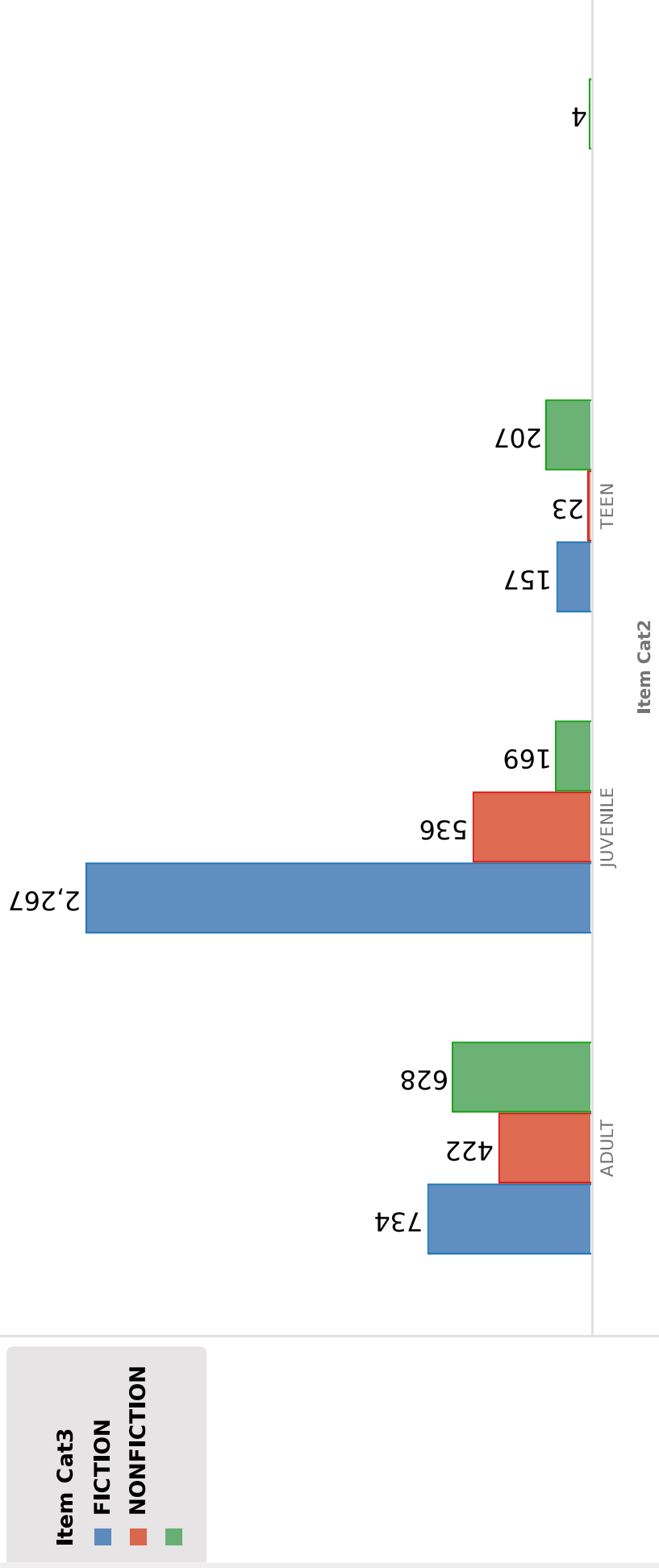
Item Library

NRS v

Checkouts & Renewals of Your Items

Item Cat2	Transactions	% of Total	Item Cat3	Transactions	% of Total
ADULT	1,784	34.66%	FICTION	3,158	61.36%
JUVENILE	2,972	57.74%	NONFICTION	981	19.06%
TEEN	387	7.52%		1,008	19.58%
Total	5,147	100.00%	Total	5,147	100.00%

Circls by Cat2 & Cat3




Item Library

NRS v

Checkouts & Renewals of Your Items

Publication Year	Transactions	% of Total
Total	5,147	100.00%
2025	592	11.50%
2024	401	7.79%
2023	344	6.68%
2019	289	5.61%
2021	288	5.60%
2018	285	5.54%
2022	272	5.28%
2017	244	4.74%
2020	239	4.64%
2016	213	4.14%
2015	192	3.73%
2014	167	3.24%
2013	152	2.95%
2012	129	2.51%
2007	102	1.98%
2011	102	1.98%
2010	90	1.75%
2005	86	1.67%
2008	84	1.63%
2006	79	1.53%
2009	73	1.42%
0	69	1.34%
2004	67	1.30%
2003	65	1.26%
2000	53	1.03%
2002	45	0.87%
2001	41	0.80%
1998	37	0.72%
1999	34	0.66%



Station Library

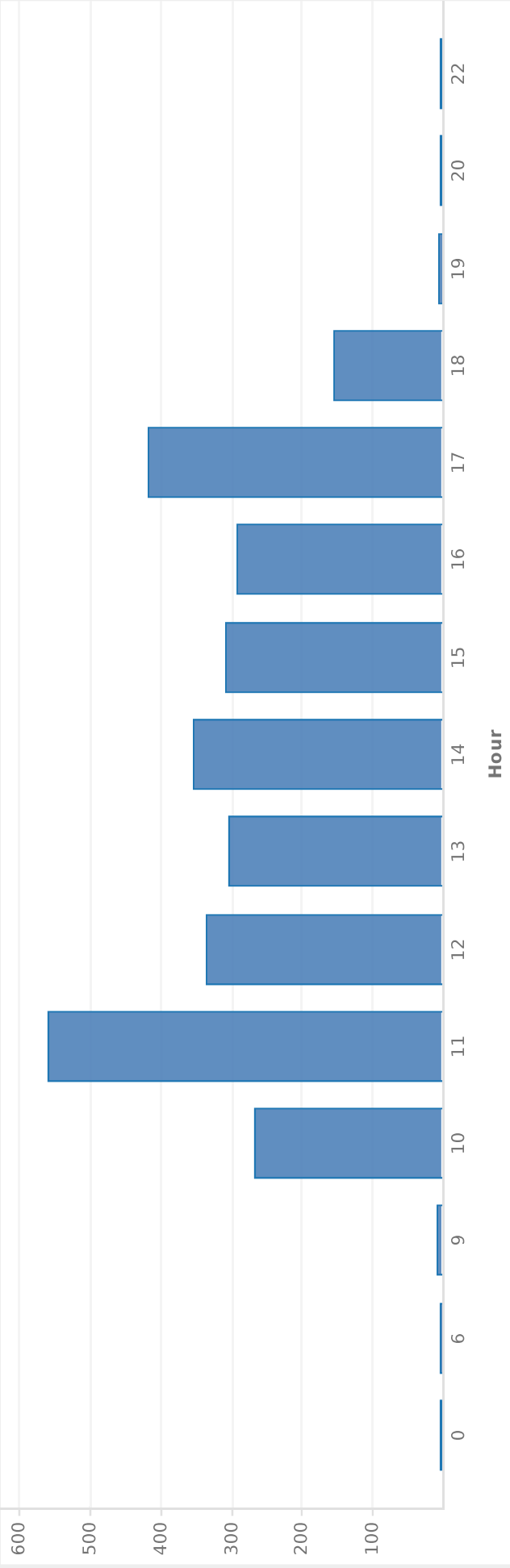
NRS v

Checkouts & Renewals at Your Library

Trans Stat Command Desc	Transactions	% of Total
Total	4,920	100.00%
Charge Item Part B	2,802	56.95%
Renew Item	2,118	43.05%

Trans Stat Station Login User Access	Transactions	% of Total
Total	4,920	100.00%
AUTORENEW	1,911	38.84%
NRSCIRCSR	1,599	32.50%
SIPCHK	1,088	22.11%
NRSTECHSR	294	5.98%
PUBLIC	27	0.55%
TPSCOMM	1	0.02%

Average Transactions per Hour



Station Library

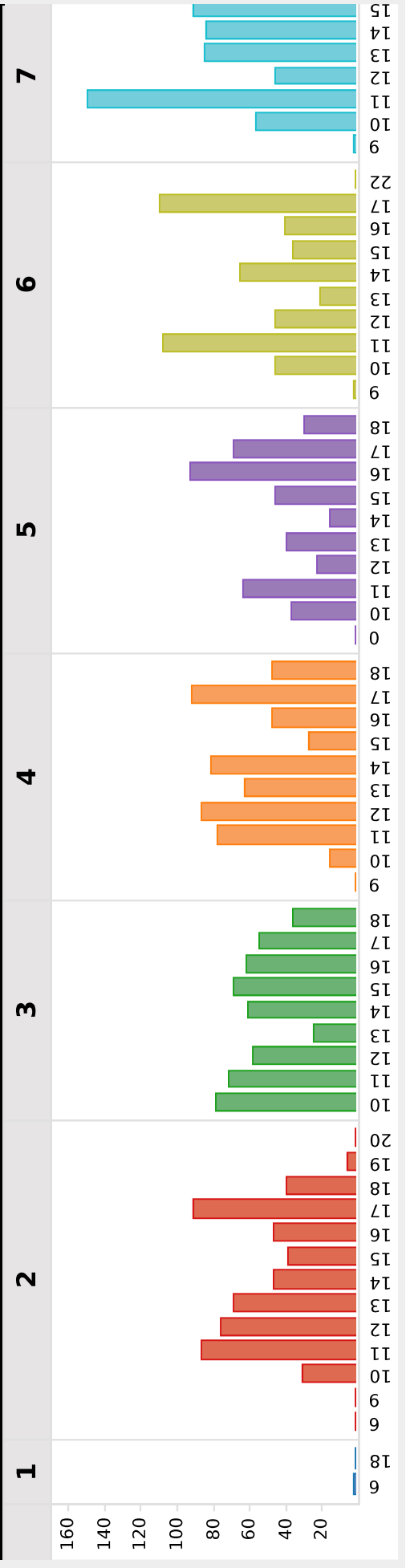
NRS v

Checkouts & Renewals at Your Library

Trans Stat Dow	Transactions	% of Total
Sunday	4	0.13%
Monday	536	17.81%
Tuesday	517	17.18%
Wednesday	541	17.98%
Thursday	419	13.92%
Friday	477	15.85%
Saturday	515	17.12%

Hour	Transactions	% of Total
9	8	0.27%
10	266	8.86%
11	558	18.58%
12	336	11.19%
13	303	10.09%
14	354	11.79%
15	308	10.26%
16	291	9.69%
17	417	13.89%
18	155	5.16%
19	6	0.20%
20	1	0.03%

Circes by Hour and Day



Station Library

NRS v

Checkouts & Renewals at Your Library

Library Users at Your Library

User Library	Transactions	% of Total
Total	3,009	100.00%
NRS	2,290	76.11%
RSS	248	8.24%
BYS	93	3.09%
OPS	74	2.46%
FPS	53	1.76%
MWS	30	1.00%
WVD	30	1.00%
BRS	28	0.93%
BFS	27	0.90%
RFS	25	0.83%
WCS	20	0.66%
CIS	19	0.63%
SFS	14	0.47%
OZS	13	0.43%
EPS	11	0.37%
ILL_LIBS	8	0.27%
LPS	8	0.27%
DGS	4	0.13%
LYS	4	0.13%
HSS	2	0.07%
TFS	2	0.07%
BWS	1	0.03%
GSD	1	0.03%
INS	1	0.03%
LGS	1	0.03%
OLS	1	0.03%
TPS	1	0.03%

Library Items at Your Library

Item Library	Transactions	% of Total
Total	3,009	100.00%
NRS	2,514	83.55%
OPS	22	0.73%
DGS	15	0.50%
OLS	15	0.50%
OBD	14	0.47%
SCD	14	0.47%
BYS	13	0.43%
BDD	12	0.40%
TFS	12	0.40%
TPS	12	0.40%
ESS	11	0.37%
HDS	11	0.37%
GED	10	0.33%
ADD	9	0.30%
CIS	9	0.30%
LGS	9	0.30%
AMS	8	0.27%
RSS	8	0.27%
WRS	8	0.27%
BFS	7	0.23%
CSD	7	0.23%
FPD	7	0.23%

Station Library

NRS v

Checkouts & Renewals by Library & User Profile at Your Library

Library Users/Profiles at Your Library				Library Items/Profiles at Your Library			
User Library	Trans Stat User Profile Name	Transactions	% of Total	Item Library	Trans Stat User Profile Name	Transactions	% of Total
Total		3,009	100.00%	Total		3,009	100.00%
NRS	NRS_ADULT	1,803	59.92%	NRS	NRS_ADULT	1,381	45.90%
	NRS_JUV	486	16.15%		NRS_JUV	439	14.59%
RSS	RSS_ADULT	236	7.84%		RSS_ADULT	224	7.44%
BYS	BYS_ADULT	81	2.69%		OPS_PATRON	87	2.89%
OPS	OPS_PATRON	74	2.46%		BYS_ADULT	75	2.49%
FPS	FPS_ADULT	40	1.33%		FPS_ADULT	35	1.16%
MWS	MWS_ADULT	30	1.00%		MWS_ADULT	30	1.00%
WVD	WVD_PATRON	30	1.00%		WVD_PATRON	30	1.00%
RFS	RFS_ADULT	25	0.83%		RFS_ADULT	25	0.83%
BRS	BRS_JUV	21	0.70%		BRS_JUV	21	0.70%
WCS	WCS_PATRON	20	0.66%		WCS_PATRON	20	0.66%
BFS	BFS_PATRON	17	0.56%	OPS	NRS_ADULT	20	0.66%
SFS	SFS_ADULT	14	0.47%	NRS	BFS_PATRON	17	0.56%
FPS	FPS_JUV	13	0.43%		SFS_ADULT	14	0.47%
OZS	OPS_PATRON	13	0.43%	OLS	NRS_ADULT	14	0.47%
BYS	BYS_JUV	12	0.40%		NRS_ADULT	13	0.43%
RSS	RSS_JUV	12	0.40%	OBD	FPS_JUV	13	0.43%
CIS	CIS_ADULT	11	0.37%	DGS	NRS_ADULT	13	0.43%
EPS	EPS_PATRON	11	0.37%	NRS	NRS_ADULT	12	0.40%
BFS	BFS_TEACH	10	0.33%		BYS_JUV	12	0.40%
CIS	CIS_JUV	8	0.27%		RSS_JUV	12	0.40%
ILL_LIBS	CHICAGO_P	8	0.27%	SCD	NRS_ADULT	12	0.40%
LPS	LPS_PATRON	8	0.27%	BDD	NRS_ADULT	11	0.37%
BRS	BRS_ADULT	7	0.23%	ESS	NRS_ADULT	11	0.37%
DGS	DGS_PATRON	4	0.13%	NRS	EPS_PATRON	11	0.37%
LYS	LYS_ADULT	4	0.13%	TFS	NRS_ADULT	11	0.37%
HSS	HSS_PATRON	2	0.07%	TPS	NRS_ADULT	11	0.37%
				HDS	NRS_ADULT	10	0.33%

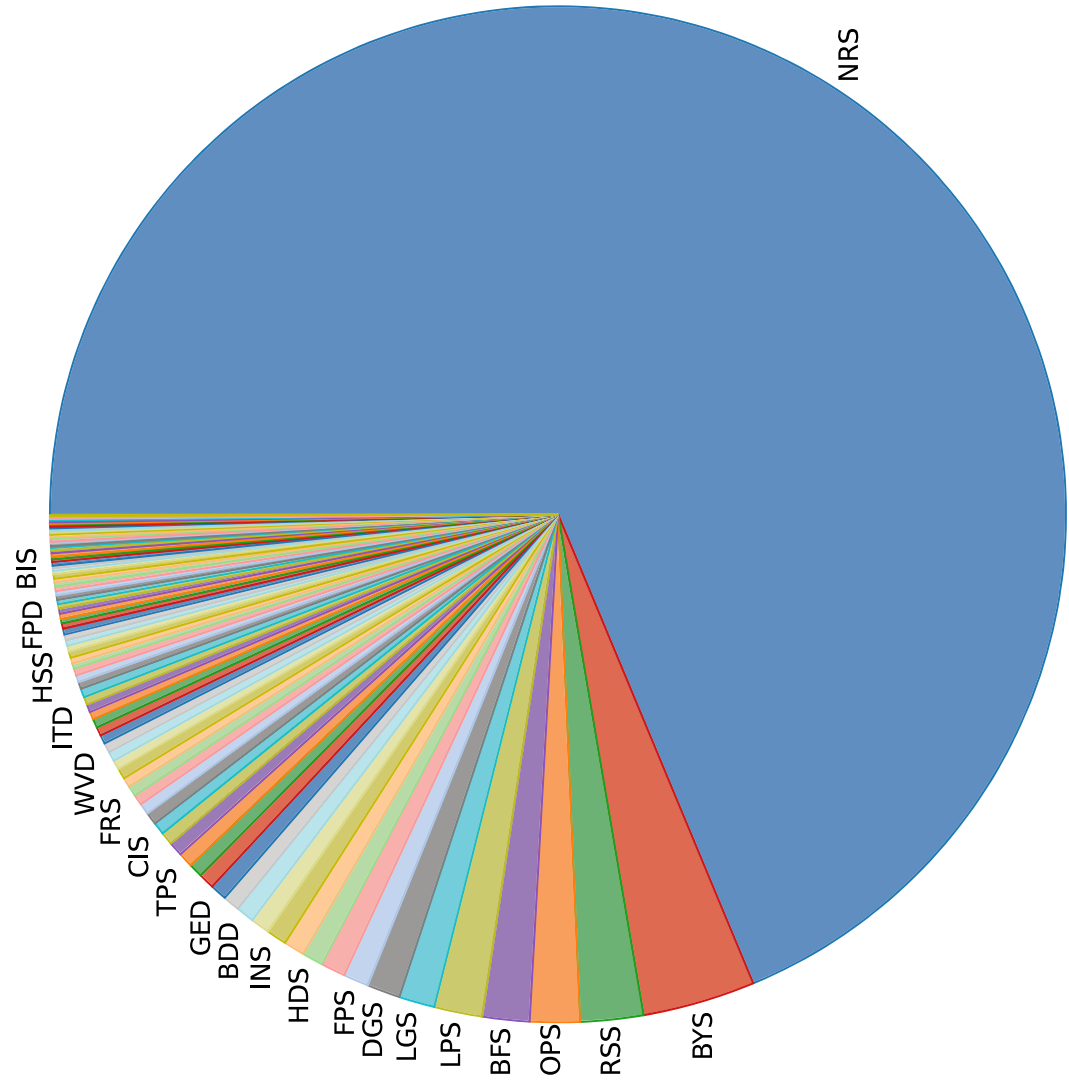
User Library

NRS

Checkouts & Renewals from Your Patrons

Item Library	Transactions	% of Total
Total	4,303	100.00%
NRS	2,956	68.70%
BYS	154	3.58%
RSS	86	2.00%
OPS	68	1.58%
BFS	65	1.51%
LPS	65	1.51%
LGS	49	1.14%
DGS	46	1.07%
FPS	35	0.81%
OLS	33	0.77%
HDS	29	0.67%
OBD	29	0.67%
INS	27	0.63%
SCD	26	0.60%
BDD	25	0.58%
ESS	23	0.53%
GED	23	0.53%
WMS	21	0.49%
BLD	20	0.46%
TPS	20	0.46%
TFS	19	0.44%
MED	18	0.42%
CIS	17	0.40%

Your Users Checkout Items from...



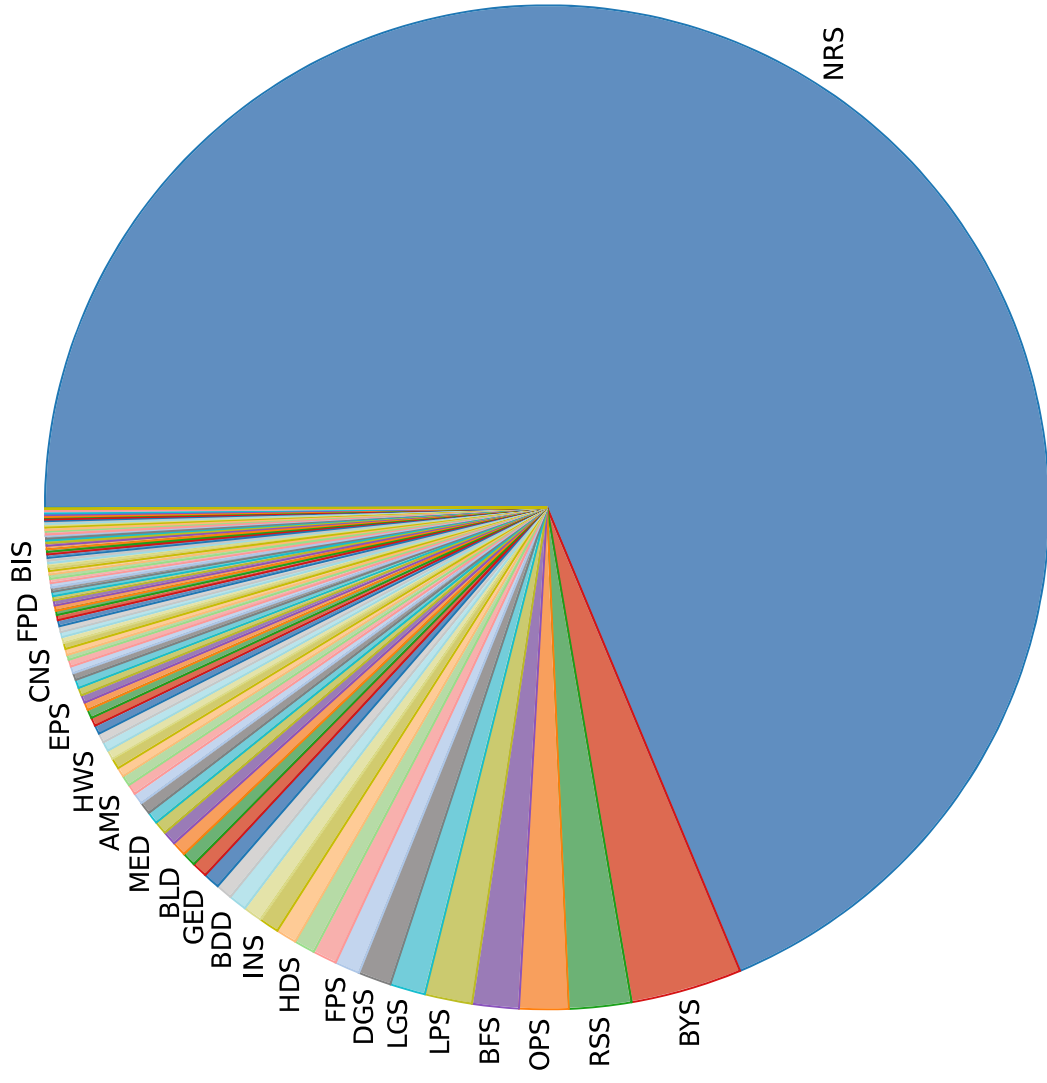
User Library

NRS

Checkouts & Renewals from Your Patrons

Station Library	Transaction	% of Total
Total	4,303	100.00%
NRS	3,722	86.50%
BYS	164	3.81%
RSS	89	2.07%
BFS	63	1.46%
LPS	57	1.32%
LGS	40	0.93%
OPS	40	0.93%
FPS	29	0.67%
DGS	17	0.40%
HDS	14	0.33%
MED	12	0.28%
INS	10	0.23%
RFS	10	0.23%
WMS	10	0.23%
WCS	8	0.19%
OBD	5	0.12%
OLS	5	0.12%
BLD	2	0.05%
HSS	2	0.05%
BRS	1	0.02%
EPS	1	0.02%
MWS	1	0.02%
SWS	1	0.02%

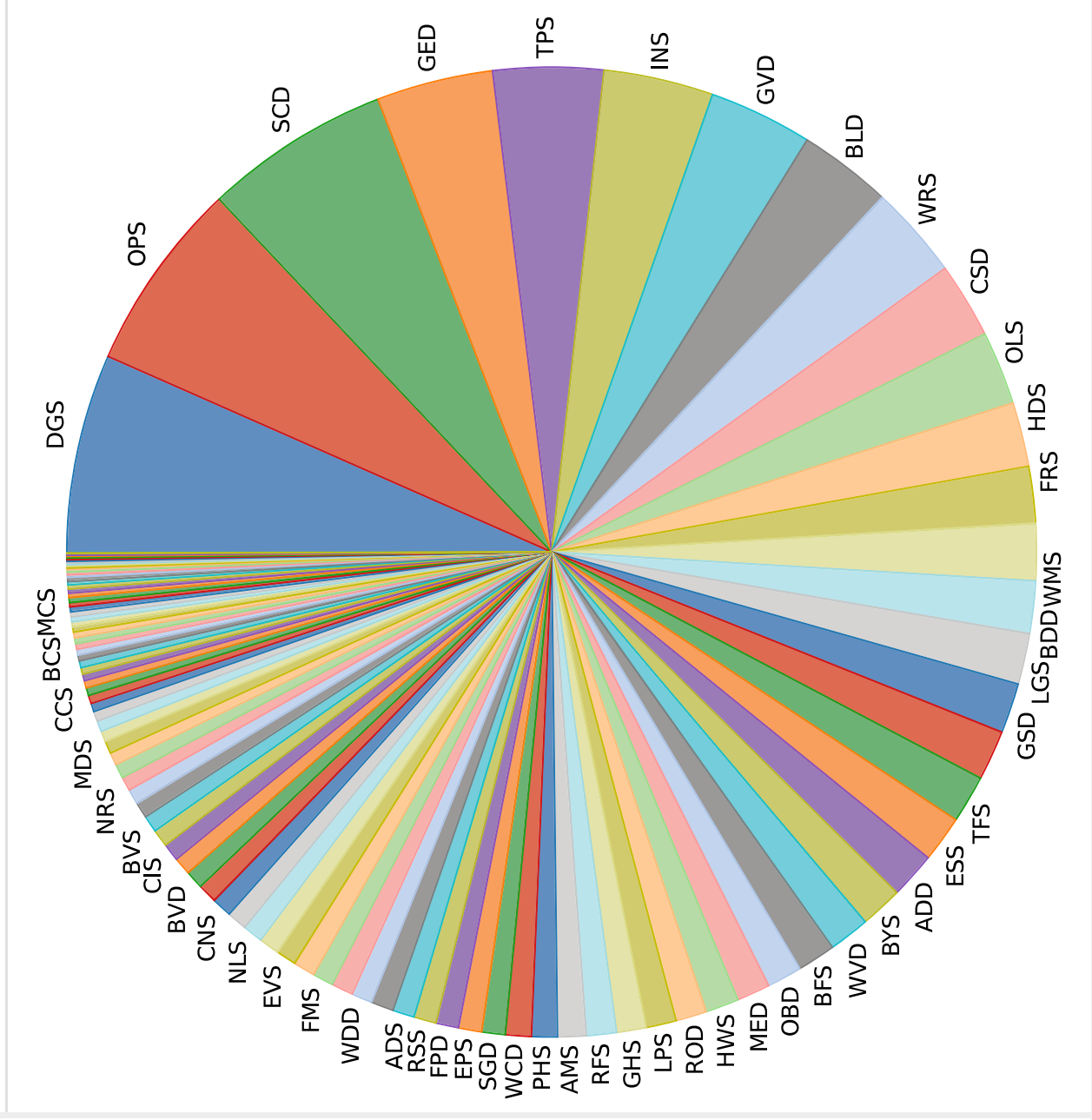
Your Users Checkout at...



Checkouts & Renewals from all SWAN Libraries

Item Library	Transactions	% of Total
Total	1,094,661	100.00%
DGS	72,113	6.59%
OPS	69,596	6.36%
SCD	67,905	6.20%
GED	42,408	3.87%
TPS	40,255	3.68%
INS	39,965	3.65%
GVD	37,666	3.44%
BLD	34,353	3.14%
WRS	33,810	3.09%
CSD	27,690	2.53%
OLS	26,868	2.45%
HDS	23,312	2.13%
FRS	20,805	1.90%
WMS	20,607	1.88%
BDD	19,021	1.74%
LGS	18,681	1.71%
GSD	18,317	1.67%
VPD	18,313	1.67%
TFS	17,224	1.57%
ESS	17,053	1.56%
ADD	16,568	1.51%
BYS	15,525	1.42%
WVD	15,092	1.38%
BFS	13,774	1.26%
OBD	12,798	1.17%
MED	12,354	1.13%
HWS	12,176	1.11%
ROD	11,130	1.02%
LPS	11,047	1.01%
GHS	10,982	1.00%
RFS	10,728	0.98%
AMS	10,416	0.95%
DUC	0,570	0.07%

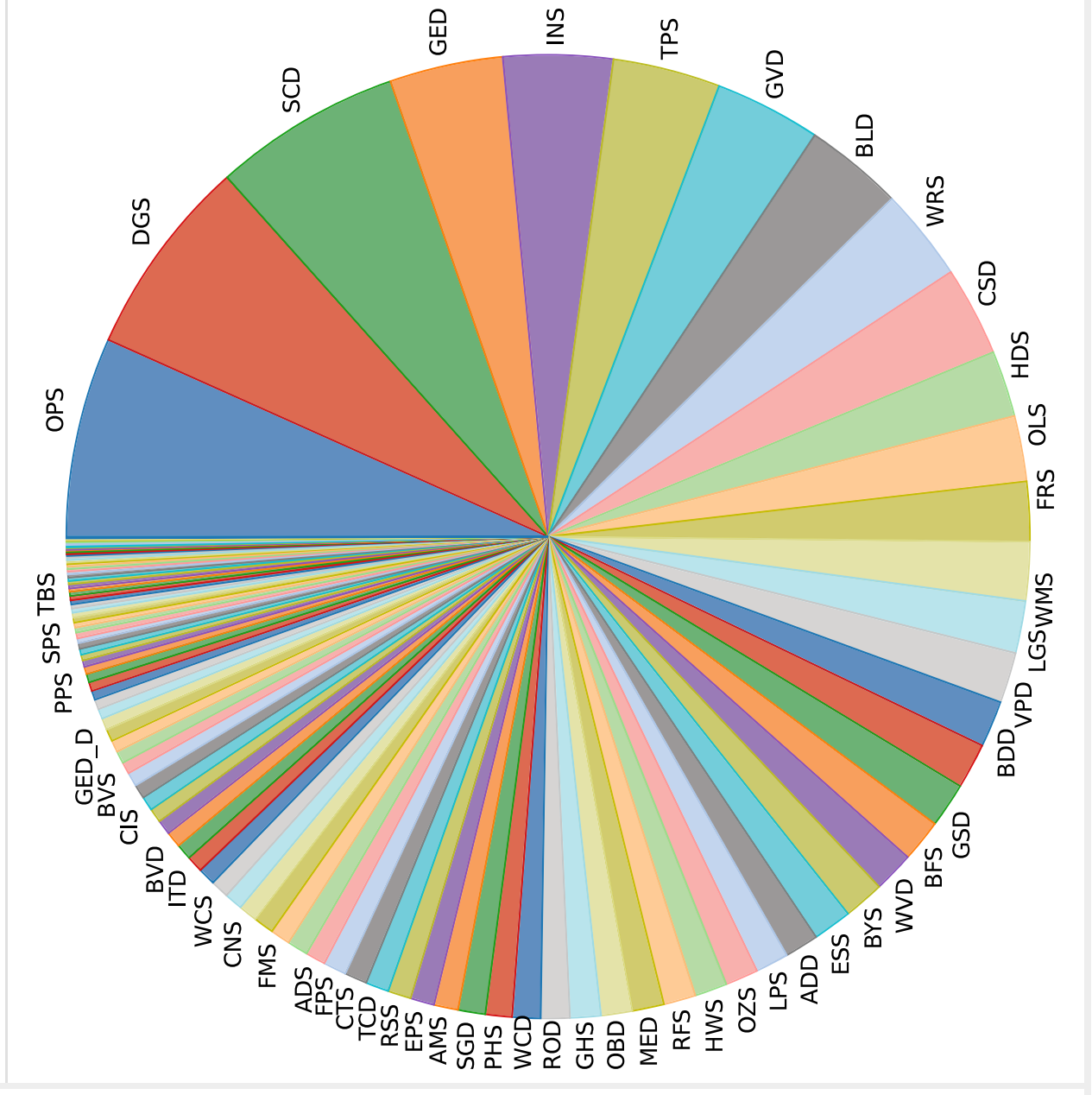
Item Circs by Item Library



Checkouts & Renewals from all SWAN Libraries

Station Library	Transactions	% of Total
Total	1,094,661	100.00%
OPS	73,117	6.68%
DGS	73,103	6.68%
SCD	69,188	6.32%
GED	41,481	3.79%
INS	40,134	3.67%
TPS	39,618	3.62%
GVD	38,859	3.55%
BLD	36,064	3.29%
WRS	34,232	3.13%
CSD	32,791	3.00%
HDS	24,397	2.23%
OLS	23,919	2.19%
FRS	22,056	2.01%
WMS	21,451	1.96%
LGS	19,306	1.76%
VPD	18,409	1.68%
BDD	17,023	1.56%
TFS	16,881	1.54%
GSD	16,374	1.50%
BFS	15,333	1.40%
WVD	15,140	1.38%
BYS	14,651	1.34%
ESS	14,314	1.31%
ADD	12,492	1.14%
LPS	12,325	1.13%
OZS	11,923	1.09%
HWS	11,896	1.09%
RFS	11,870	1.08%
MED	11,717	1.07%
OBD	11,346	1.04%
GHS	11,256	1.03%
ROD	10,780	0.98%
WCD	10,171	0.93%

Item Circs by Station Library



Checkouts & Renewals from all SWAN Libraries

User Library	Transactions	% of Total
Total	1,094,661	100.00%
DGS	72,593	6.63%
SCD	71,389	6.52%
OPS	67,852	6.20%
GVD	40,990	3.74%
GED	40,919	3.74%
INS	40,055	3.66%
TPS	37,178	3.40%
ILL_LIBS	35,496	3.24%
BLD	33,025	3.02%
CSD	31,546	2.88%
WRS	31,494	2.88%
HDS	21,923	2.00%
WMS	21,713	1.98%
OLS	21,288	1.94%
FRS	21,279	1.94%
VPD	17,824	1.63%
TFS	17,136	1.57%
LGS	16,811	1.54%
GSD	16,542	1.51%
BFS	16,228	1.48%
BYS	15,866	1.45%
BDD	15,070	1.38%
WVD	13,707	1.25%
LPS	12,512	1.14%
ADD	11,730	1.07%
WCD	11,717	1.07%
MED	11,612	1.06%
ROD	11,478	1.05%
RFS	11,421	1.04%
GHS	11,300	1.03%
OZS	11,196	1.02%
HWS	10,960	1.00%
SCD	10,016	0.92%

Item Circs by User Library

