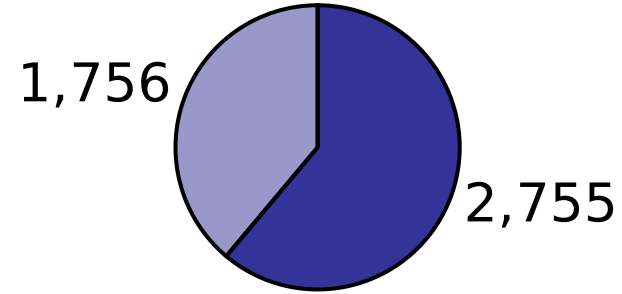


### Item Library

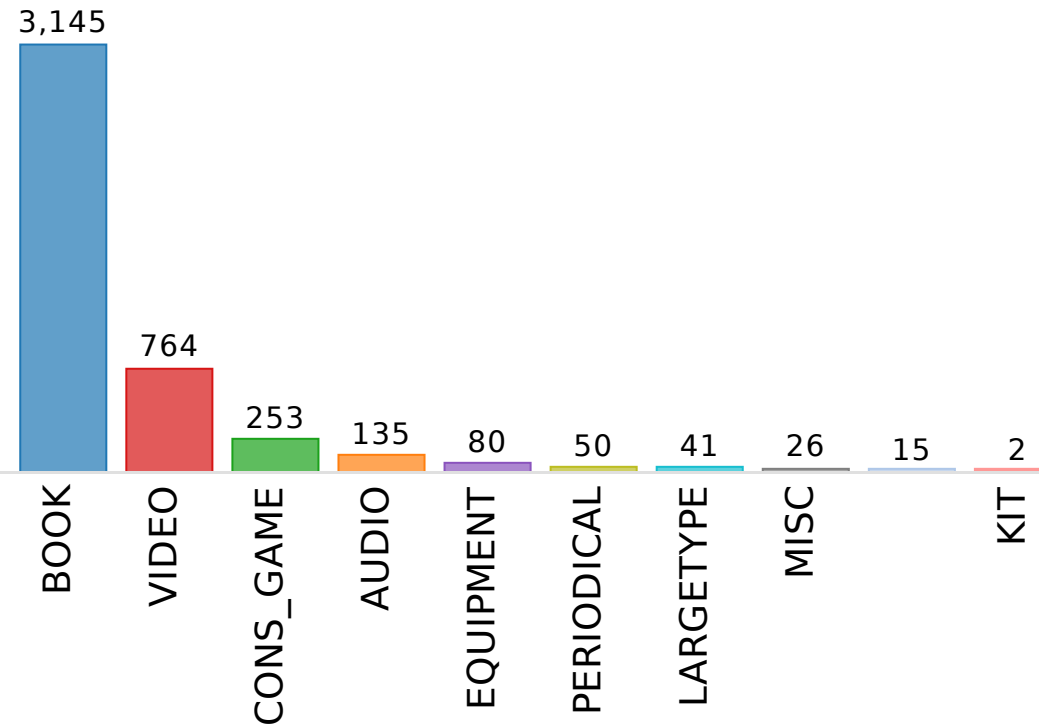
NRS ▼

#### Checkouts & Renewals of Your Items

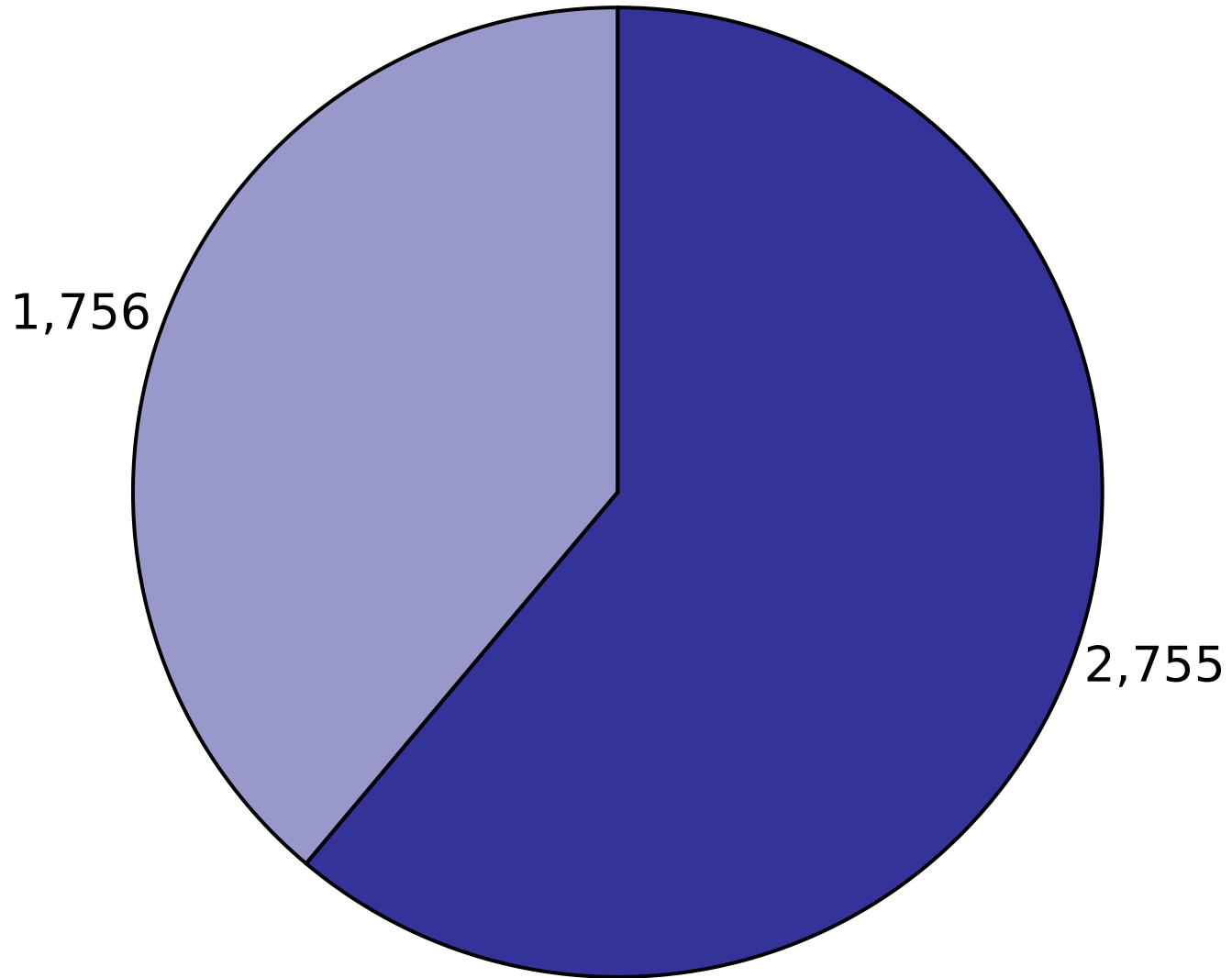
Trans Stat Command Desc	Transactions	% of Total
<b>Total</b>	<b>4,511</b>	<b>100.00%</b>
Charge Item Part B	2,755	61.07%
Renew Item	1,756	38.93%



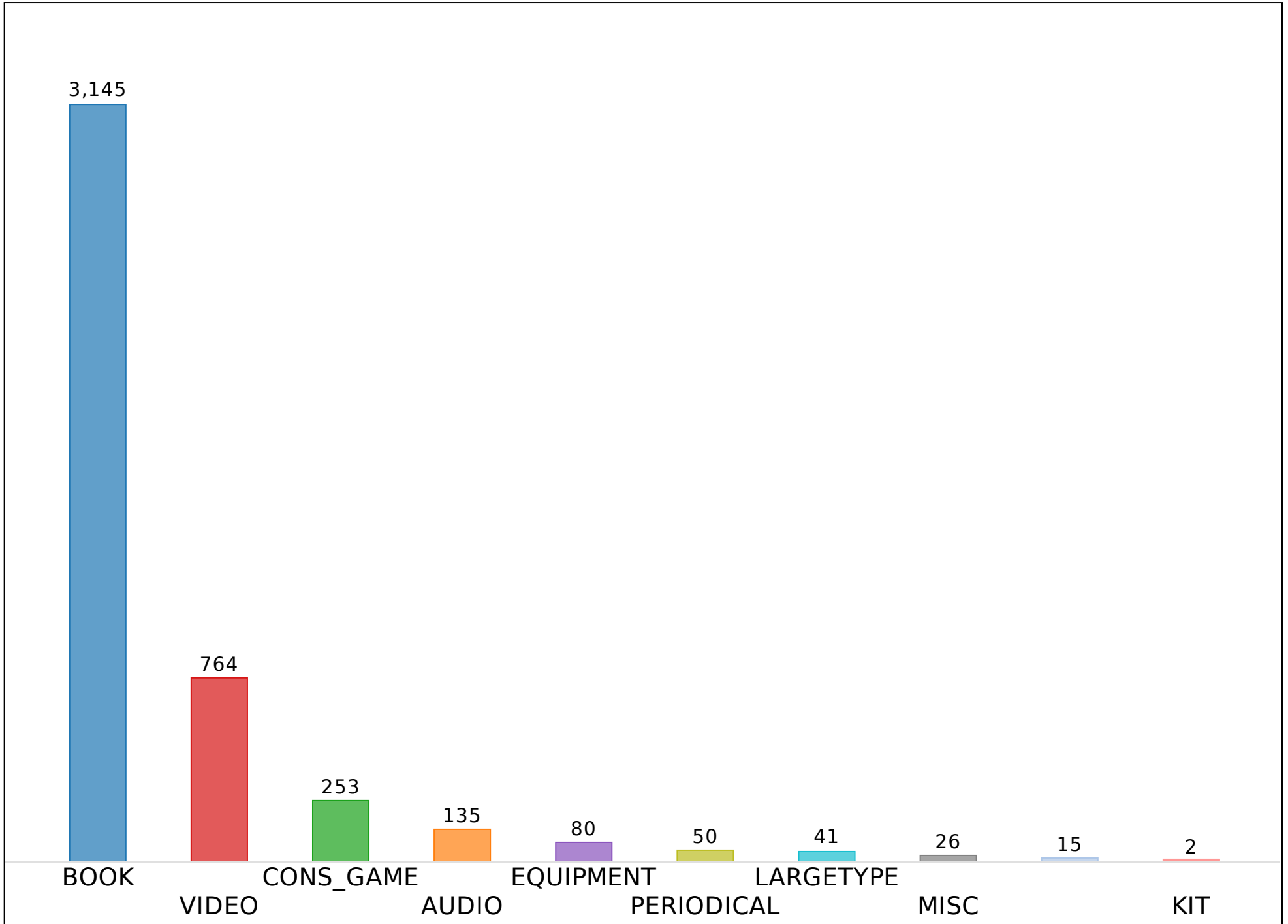
Item Cat1	Transactions	% of Total
<b>Total</b>	<b>4,511</b>	<b>100.00%</b>
BOOK	3,145	69.72%
VIDEO	764	16.94%
CONS_GAME	253	5.61%
AUDIO	135	2.99%
EQUIPMENT	80	1.77%
PERIODICAL	50	1.11%
LARGETYPE	41	0.91%
MISC	26	0.58%
	15	0.33%
KIT	2	0.04%



<b>Trans Stat Command Desc</b>	<b>Transactions</b>	<b>% of Total</b>
<b>Total</b>	<b>4,511</b>	<b>100.00%</b>
<i>Charge Item Part B</i>	2,755	61.07%
<i>Renew Item</i>	1,756	38.93%



<b>Item Cat1</b>	<b>Transactions</b>	<b>% of Total</b>
<b>Total</b>	<b>4,511</b>	<b>100.00%</b>
BOOK	3,145	69.72%
VIDEO	764	16.94%
CONS_GAME	253	5.61%
AUDIO	135	2.99%
EQUIPMENT	80	1.77%
PERIODICAL	50	1.11%
LARGETYPE	41	0.91%
MISC	26	0.58%
	15	0.33%
KIT	2	0.04%



### Item Library

NRS ▼

#### Checkouts & Renewals of Your Items

Item Type	Transactions	% of Total
<b>Total</b>	<b>4,511</b>	<b>100.00%</b>
<b>BOOK</b>	2,726	60.43%
<b>BOOK_NEW</b>	465	10.31%
<b>DVD_FEAT</b>	436	9.67%
<b>CONSOLEGAM</b>	189	4.19%
<b>DVD_NEWFEA</b>	104	2.31%
<b>DVD_BOXSET</b>	100	2.22%
<b>CONSOLENEW</b>	64	1.42%
<b>CD_AUDIO</b>	55	1.22%
<b>PERIODICAL</b>	50	1.11%
<b>EQUIPMENT</b>	39	0.86%
<b>DVD</b>	34	0.75%
<b>BLURAY_FEA</b>	33	0.73%
<b>BLURAY_NFE</b>	32	0.71%
<b>TOY</b>	31	0.69%
<b>REALIA</b>	26	0.58%
<b>LARGETYPE</b>	25	0.55%
<b>CD_SPOKEN</b>	23	0.51%
<b>DVD_BOXNEW</b>	20	0.44%
<b>CD_NEW</b>	14	0.31%
<b>LARGETYPEN</b>	14	0.31%
<b>EQUIPMENTC</b>	10	0.22%
<b>NS_ILL_VID</b>	5	0.11%
<b>DVD_NEWFEJ</b>	4	0.09%
<b>PAPERBACK</b>	4	0.09%
<b>NS_ILL_PRT</b>	3	0.07%
<b>DVD_FEAT_J</b>	2	0.04%

Item Home Location	Transactions	% of Total
<b>Total</b>	<b>4,511</b>	<b>100.00%</b>
<b>STACKS_JUV</b>	2,080	46.11%
<b>STACKS</b>	1,415	31.37%
<b>NEW_ADULT</b>	440	9.75%
<b>YOUNGADULT</b>	293	6.50%
<b>NEW_JUV</b>	197	4.37%
<b>NEW_YA</b>	78	1.73%
<b>ILL_IN</b>	8	0.18%

Item Type	Transactions	% of Total
<b>Total</b>	<b>4,511</b>	<b>100.00%</b>
<b>BOOK</b>	2,726	60.43%
<b>BOOK_NEW</b>	465	10.31%
<b>DVD_FEAT</b>	436	9.67%
<b>CONSOLEGAM</b>	189	4.19%
<b>DVD_NEWFEA</b>	104	2.31%
<b>DVD_BOXSET</b>	100	2.22%
<b>CONSOLENEW</b>	64	1.42%
<b>CD_AUDIO</b>	55	1.22%
<b>PERIODICAL</b>	50	1.11%
<b>EQUIPMENT</b>	39	0.86%
<b>DVD</b>	34	0.75%
<b>BLURAY_FEA</b>	33	0.73%
<b>BLURAY_NFE</b>	32	0.71%
<b>TOY</b>	31	0.69%
<b>REALIA</b>	26	0.58%
<b>LARGETYPE</b>	25	0.55%
<b>CD_SPOKEN</b>	23	0.51%
<b>DVD_BOXNEW</b>	20	0.44%
<b>CD_NEW</b>	14	0.31%
<b>LARGETYPEN</b>	14	0.31%
<b>EQUIPMENTC</b>	10	0.22%
<b>NS_ILL_VID</b>	5	0.11%
<b>DVD_NEWFEJ</b>	4	0.09%
<b>PAPERBACK</b>	4	0.09%
<b>NS_ILL_PRT</b>	3	0.07%
<b>DVD_FEAT_J</b>	2	0.04%
<b>KIT_J</b>	2	0.04%
<b>CD_SPOKNEW</b>	1	0.02%

<b>Item Home Location</b>	<b>Transactions</b>	<b>% of Total</b>
<b>Total</b>	<b>4,511</b>	<b>100.00%</b>
<b>STACKS_JUV</b>	2,080	46.11%
<b>STACKS</b>	1,415	31.37%
<b>NEW_ADULT</b>	440	9.75%
<b>YOUNGADULT</b>	293	6.50%
<b>NEW_JUV</b>	197	4.37%
<b>NEW_YA</b>	78	1.73%
<b>ILL_IN</b>	8	0.18%



### Item Library

NRS ▼

#### Checkouts & Renewals of Your Items

User Library	Trans Stat User Profile Name	Transactions	% of Total
<b>Total</b>		<b>4,511</b>	<b>100.00%</b>
		1,613	35.76%
<b>NRS</b>	<b>NRS_ADULT</b>	1,504	33.34%
	<b>NRS_JUV</b>	277	6.14%
<b>BYS</b>	<b>BYS_ADULT</b>	176	3.90%
<b>RSS</b>	<b>RSS_ADULT</b>	163	3.61%
<b>BFS</b>	<b>BFS_PATRON</b>	105	2.33%
<b>MWS</b>	<b>MWS_ADULT</b>	70	1.55%
<b>FPS</b>	<b>FPS_ADULT</b>	42	0.93%
<b>WCS</b>	<b>WCS_PATRON</b>	34	0.75%
<b>ILL_LIBS</b>	<b>CHICAGO_P</b>	33	0.73%
<b>RFS</b>	<b>RFS_ADULT</b>	32	0.71%
<b>OPS</b>	<b>OPS_PATRON</b>	25	0.55%
<b>LPS</b>	<b>LPS_PATRON</b>	19	0.42%
<b>DGS</b>	<b>DGS_PATRON</b>	18	0.40%
<b>SCD</b>	<b>SCD_PATRON</b>	18	0.40%
<b>GVD</b>	<b>GVD_PATRON</b>	16	0.35%
<b>SFS</b>	<b>SFS_ADULT</b>	16	0.35%
<b>CIS</b>	<b>CIS_JUV</b>	14	0.31%
<b>INS</b>	<b>INS_PATRON</b>	14	0.31%
<b>LGS</b>	<b>LGS_PATRON</b>	14	0.31%
<b>WCS</b>	<b>WCS_JUV</b>	14	0.31%
<b>GED</b>	<b>GED_PATRON</b>	12	0.27%
<b>RSS</b>	<b>RSS_JUV</b>	11	0.24%
<b>WMS</b>	<b>WMS_PATRON</b>	11	0.24%
<b>CIS</b>	<b>CIS_ADULT</b>	10	0.22%
<b>HDS</b>	<b>HDS_ADULT</b>	10	0.22%

User Library	Trans Stat User Profile Name	Transactions	% of Total
<b>Total</b>		<b>4,511</b>	<b>100.00%</b>
		1,613	35.76%
<b>NRS</b>	<b>NRS_ADULT</b>	1,504	33.34%
	<b>NRS_JUV</b>	277	6.14%
<b>BYS</b>	<b>BYS_ADULT</b>	176	3.90%
<b>RSS</b>	<b>RSS_ADULT</b>	163	3.61%
<b>BFS</b>	<b>BFS_PATRON</b>	105	2.33%
<b>MWS</b>	<b>MWS_ADULT</b>	70	1.55%
<b>FPS</b>	<b>FPS_ADULT</b>	42	0.93%
<b>WCS</b>	<b>WCS_PATRON</b>	34	0.75%
<b>ILL_LIBS</b>	<b>CHICAGO_P</b>	33	0.73%
<b>RFS</b>	<b>RFS_ADULT</b>	32	0.71%
<b>OPS</b>	<b>OPS_PATRON</b>	25	0.55%
<b>LPS</b>	<b>LPS_PATRON</b>	19	0.42%
<b>DGS</b>	<b>DGS_PATRON</b>	18	0.40%
<b>SCD</b>	<b>SCD_PATRON</b>	18	0.40%
<b>GVD</b>	<b>GVD_PATRON</b>	16	0.35%
<b>SFS</b>	<b>SFS_ADULT</b>	16	0.35%
<b>CIS</b>	<b>CIS_JUV</b>	14	0.31%
<b>INS</b>	<b>INS_PATRON</b>	14	0.31%
<b>LGS</b>	<b>LGS_PATRON</b>	14	0.31%
<b>WCS</b>	<b>WCS_JUV</b>	14	0.31%
<b>GED</b>	<b>GED_PATRON</b>	12	0.27%
<b>RSS</b>	<b>RSS_JUV</b>	11	0.24%
<b>WMS</b>	<b>WMS_PATRON</b>	11	0.24%
<b>CIS</b>	<b>CIS_ADULT</b>	10	0.22%
<b>HDS</b>	<b>HDS_ADULT</b>	10	0.22%
<b>TPS</b>	<b>TPS_PATRON</b>	10	0.22%
<b>BLD</b>	<b>BLD_PATRON</b>	9	0.20%
<b>WCD</b>	<b>WCD_PATRON</b>	9	0.20%
<b>WRS</b>	<b>WRS_PATRON</b>	9	0.20%
<b>FRS</b>	<b>FRS_PATRON</b>	8	0.18%
<b>OLS</b>	<b>OLS_PATRON</b>	8	0.18%
<b>TFS</b>	<b>TFS_PATRON</b>	8	0.18%
<b>CSD</b>	<b>CSD_PATRON</b>	7	0.16%
<b>GSD</b>	<b>GSD_ADULT</b>	6	0.13%
<b>HWS</b>	<b>HWS_PATRON</b>	6	0.13%
<b>PFS</b>	<b>PFS_PATRON</b>	6	0.13%
<b>ADS</b>	<b>ADS_ADULT</b>	5	0.11%
<b>EPS</b>	<b>EPS_PATRON</b>	5	0.11%
<b>ILL_LIBS</b>	<b>NONSWAN_RB</b>	5	0.11%
<b>PHS</b>	<b>PHS_PATRON</b>	5	0.11%
<b>ROD</b>	<b>ROD_PATRON</b>	5	0.11%

User Library	Trans Stat User Profile Name	Transactions	% of Total
TCD	TCD_PATRON	5	0.11%
CNS	CNS_PATRON	4	0.09%
GHS	GHS_PATRON	4	0.09%
MED	MED_USER	4	0.09%
OPS	OPS_STAFF	4	0.09%
OZS	OPS_PATRON	4	0.09%
RSS	INTACC_MED	4	0.09%
BRS	BRS_ADULT	3	0.07%
CSD	CSD_SPECIA	3	0.07%
ESS	ESS_ADULT	3	0.07%
FMS	FMS_PATRON	3	0.07%
OLS	OLS_SENIOR	3	0.07%
SCD	SCD_NONRES	3	0.07%
SGD	SGD_PATRON	3	0.07%
WVD	WVD_PATRON	3	0.07%
BCS	BCS_PATRON	2	0.04%
BIS	BIS_ADULT	2	0.04%
BKS	BKS_PATRON	2	0.04%
BVD	BVD_PATRON	2	0.04%
BYS	CHICAGO_P	2	0.04%
CRS	CRS_PATRON	2	0.04%
CTS	CTS_BOARD	2	0.04%
DGS	DGS_BUSNES	2	0.04%
ESS	ESS_JUV	2	0.04%
GVD	GVD_JUV	2	0.04%
	GVD_STAFF	2	0.04%
GWS	GWS_ADULT	2	0.04%
HSS	HSS_PATRON	2	0.04%
ITD	ITD_PATRON	2	0.04%
MDS	MDS_PATRON	2	0.04%
MPS	MPS_ADULT	2	0.04%
PTS	PTS_PATRON	2	0.04%
SPS	SPS_PATRON	2	0.04%
AMS	AMS_PATRON	1	0.02%
BDD	BDD_JUVY	1	0.02%
	BDD_PATRON	1	0.02%
BWS	BWS_ADULT	1	0.02%
BYS	BYS_JUV	1	0.02%
CTS	CTS_PATRON	1	0.02%
EPS	EPS_JUV	1	0.02%
EVS	EVS_PATRON	1	0.02%
FPD	FPD_STAFF	1	0.02%
FPS	HOMEBOUND	1	0.02%

User Library	Trans Stat User Profile Name	Transactions	% of Total
FRS	FRS_STAFF	1	0.02%
GED	GED_NRPAT	1	0.02%
GPS	GPS_PATRON	1	0.02%
INS	INS_NONRES	1	0.02%
JDS	JDS_ADULT	1	0.02%
	JDS_JUV	1	0.02%
LSS	LSS_ADULT	1	0.02%
	LSS_CHILD	1	0.02%
LYS	LYS_ADULT	1	0.02%
	LYS_TEACH	1	0.02%
MAS	MAS_ST_FAC	1	0.02%
MTS	MTS_PATRON	1	0.02%
NLS	NLS_PATRON	1	0.02%
NRS	NRSCIRCSR	1	0.02%
NUD	NUD_STUDEN	1	0.02%
OBD	OBD_PATRON	1	0.02%
OES	OPS_PATRON	1	0.02%
PPS	PPS_ADULT	1	0.02%
	PPS_JUV	1	0.02%
RDS	RDS_ADULT	1	0.02%
RGS	RGS_ADULT	1	0.02%
RPS	RPS_PATRON	1	0.02%
SCD	SCD_EXEMPT	1	0.02%
SHS	SHS_PATRON	1	0.02%
THS	THS_ADULT	1	0.02%
TPS	TPS_JUV	1	0.02%
VPD	VPD_NOFINE	1	0.02%
	VPD_PATRON	1	0.02%
WCD	WCD_JUV	1	0.02%
WOS	WOS_ADULT	1	0.02%

### Item Library

NRS ▼

#### Checkouts & Renewals of Your Items

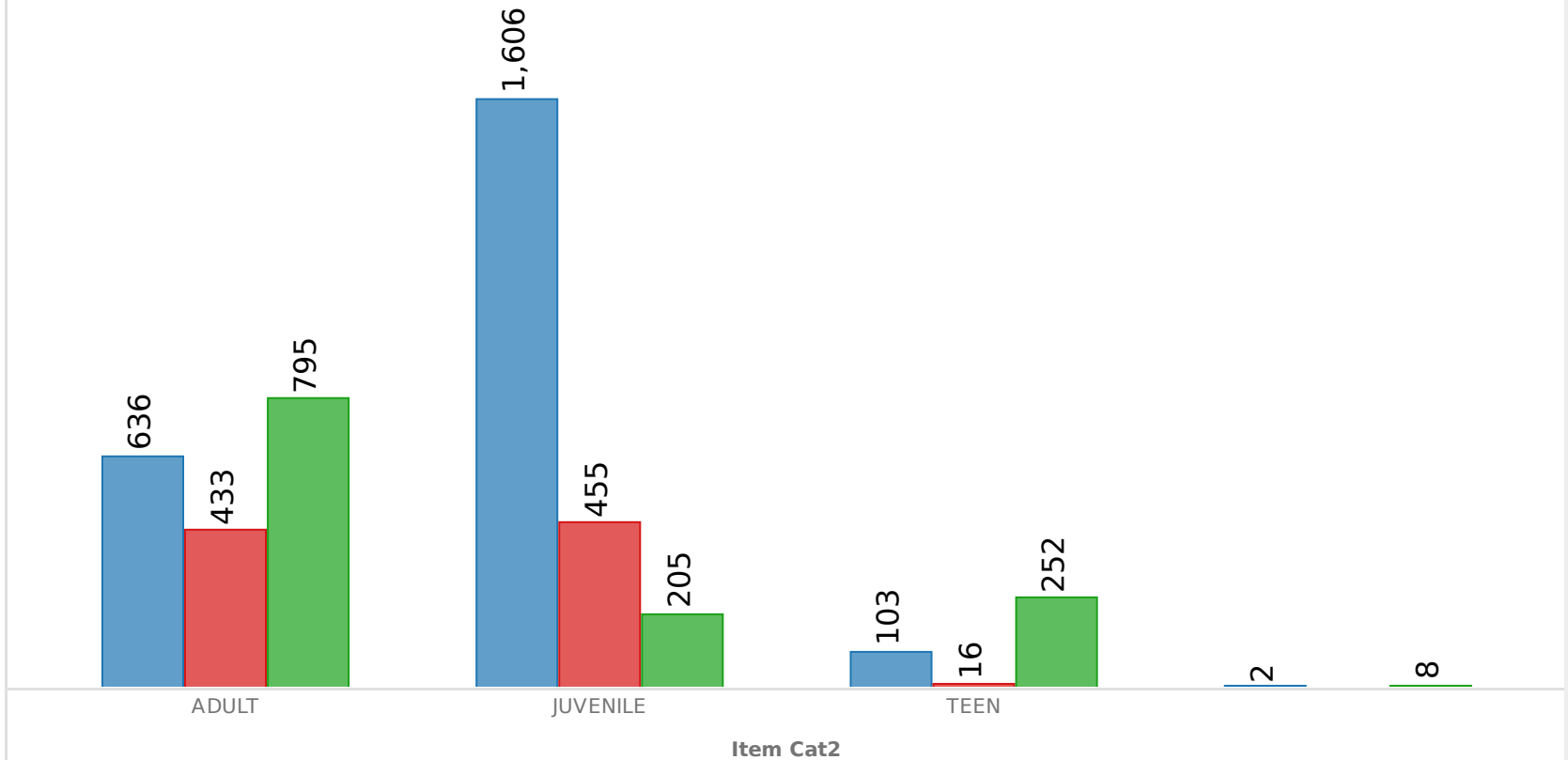
Item Cat2	Transactions	% of Total
ADULT	1,864	41.32%
JUVENILE	2,266	50.23%
TEEN	371	8.22%
	10	0.22%
<b>Total</b>	<b>4,511</b>	<b>100.00%</b>

Item Cat3	Transactions	% of Total
FICTION	2,347	52.03%
NONFICTION	904	20.04%
	1,260	27.93%
<b>Total</b>	<b>4,511</b>	<b>100.00%</b>

#### Circs by Cat2 & Cat3

Item Cat3

- FICTION
- NONFICTION
- 

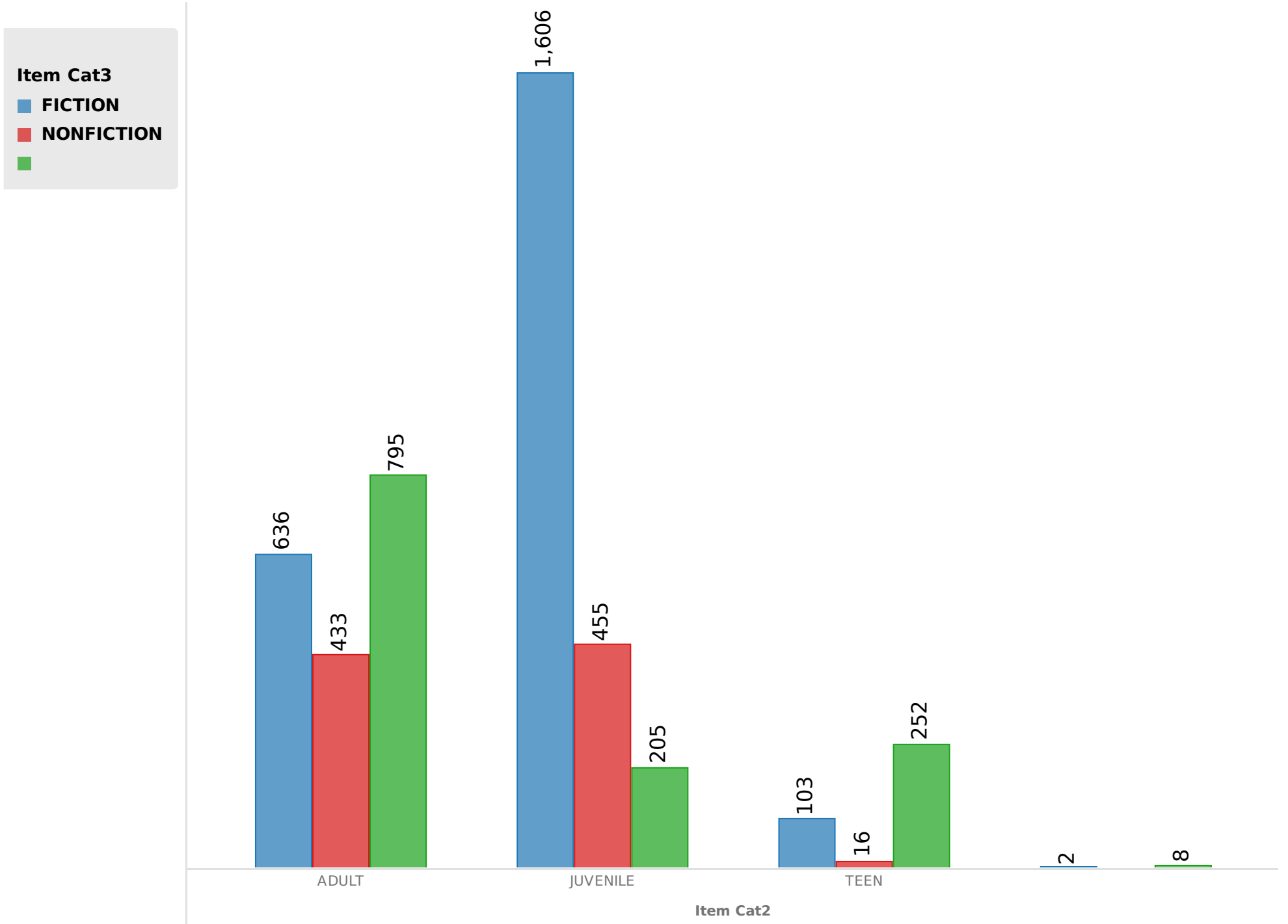


---

<b>Item Cat2</b>	<b>Transactions</b>	<b>% of Total</b>
<b>ADULT</b>	1,864	41.32%
<b>JUVENILE</b>	2,266	50.23%
<b>TEEN</b>	371	8.22%
	10	0.22%
<b>Total</b>	<b>4,511</b>	<b>100.00%</b>

---

<b>Item Cat3</b>	<b>Transactions</b>	<b>% of Total</b>
<b>FICTION</b>	2,347	52.03%
<b>NONFICTION</b>	904	20.04%
	1,260	27.93%
<b>Total</b>	<b>4,511</b>	<b>100.00%</b>



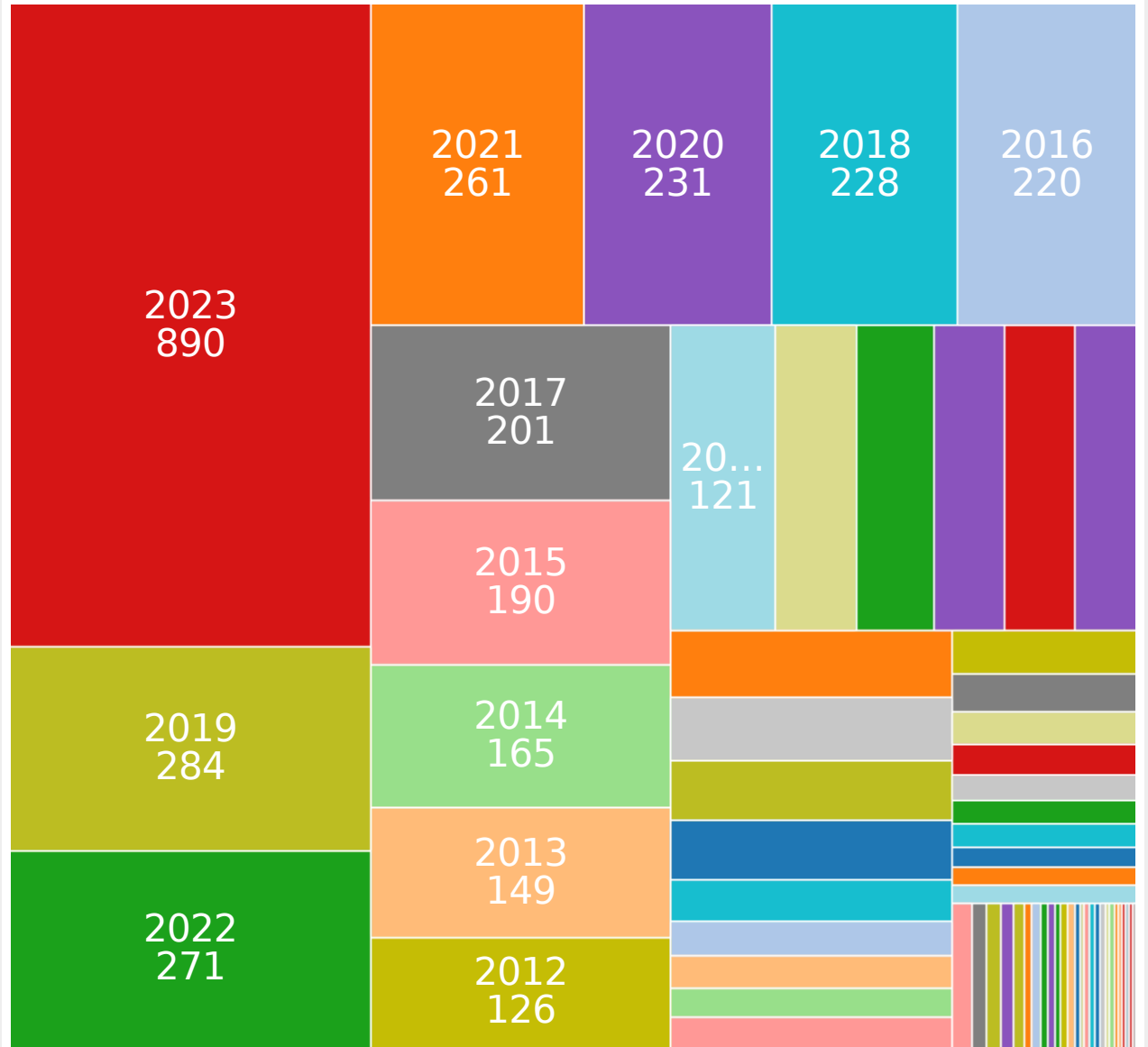


## Item Library

NRS ▼

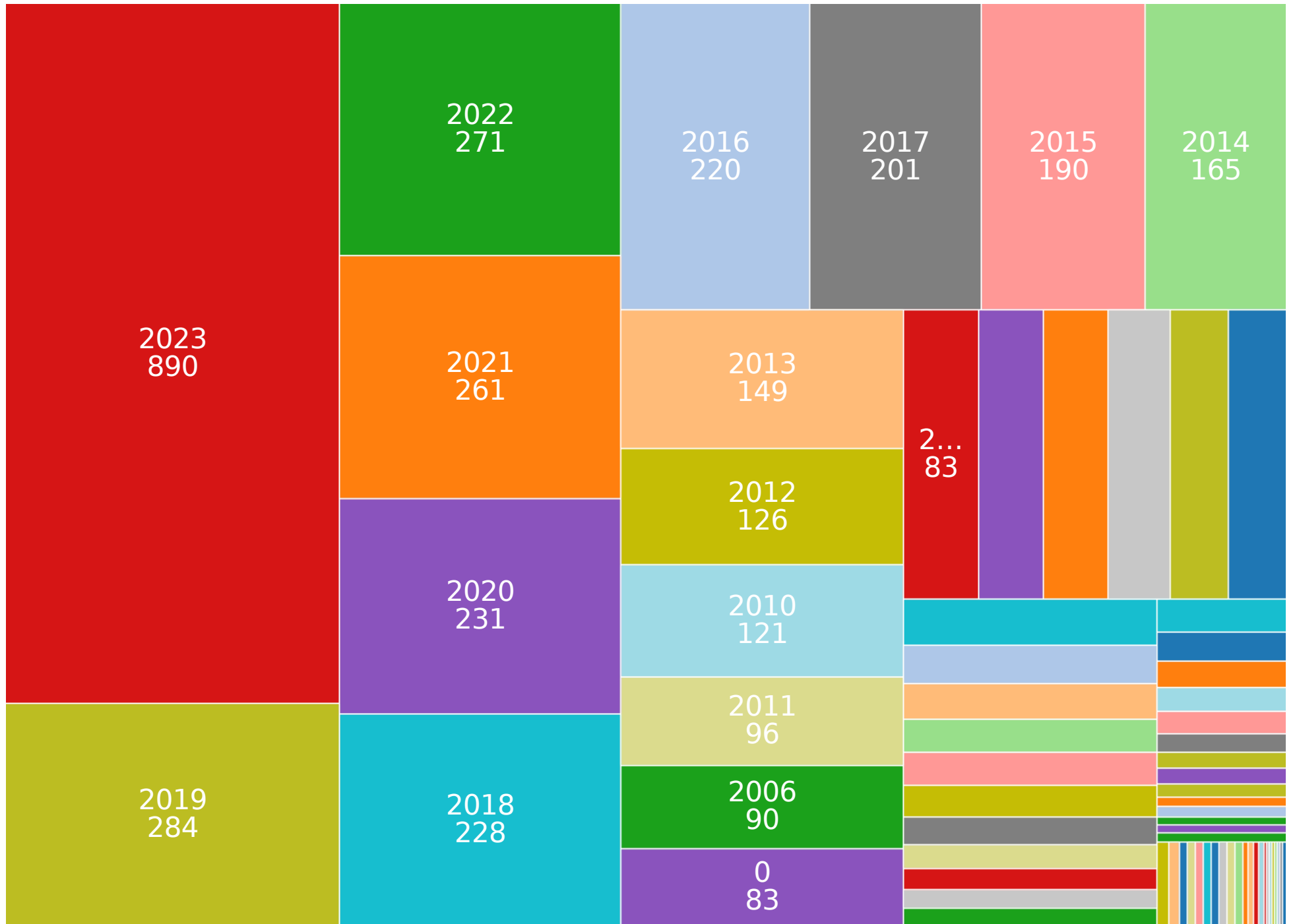
### Checkouts & Renewals of Your Items

Publication Year	Transactions	% of Total
<b>Total</b>	<b>4,511</b>	<b>100.00%</b>
<b>2023</b>	890	19.73%
<b>2019</b>	284	6.30%
<b>2022</b>	271	6.01%
<b>2021</b>	261	5.79%
<b>2020</b>	231	5.12%
<b>2018</b>	228	5.05%
<b>2016</b>	220	4.88%
<b>2017</b>	201	4.46%
<b>2015</b>	190	4.21%
<b>2014</b>	165	3.66%
<b>2013</b>	149	3.30%
<b>2012</b>	126	2.79%
<b>2010</b>	121	2.68%
<b>2011</b>	96	2.13%
<b>2006</b>	90	2.00%
<b>0</b>	83	1.84%
<b>2007</b>	83	1.84%
<b>2004</b>	71	1.57%
<b>2005</b>	71	1.57%
<b>2009</b>	69	1.53%
<b>2003</b>	64	1.42%
<b>2008</b>	64	1.42%
<b>2002</b>	44	0.98%
<b>2000</b>	37	0.82%
<b>1997</b>	35	0.78%
<b>1998</b>	32	0.71%
<b>1999</b>	32	0.71%
<b>1996</b>	30	0.67%



<b>Publication Year</b>	<b>Transactions</b>	<b>% of Total</b>
<b>Total</b>	<b>4,511</b>	<b>100.00%</b>
<b>2023</b>	890	19.73%
<b>2019</b>	284	6.30%
<b>2022</b>	271	6.01%
<b>2021</b>	261	5.79%
<b>2020</b>	231	5.12%
<b>2018</b>	228	5.05%
<b>2016</b>	220	4.88%
<b>2017</b>	201	4.46%
<b>2015</b>	190	4.21%
<b>2014</b>	165	3.66%
<b>2013</b>	149	3.30%
<b>2012</b>	126	2.79%
<b>2010</b>	121	2.68%
<b>2011</b>	96	2.13%
<b>2006</b>	90	2.00%
<b>0</b>	83	1.84%
<b>2007</b>	83	1.84%
<b>2004</b>	71	1.57%
<b>2005</b>	71	1.57%
<b>2009</b>	69	1.53%
<b>2003</b>	64	1.42%
<b>2008</b>	64	1.42%
<b>2002</b>	44	0.98%
<b>2000</b>	37	0.82%
<b>1997</b>	35	0.78%
<b>1998</b>	32	0.71%
<b>1999</b>	32	0.71%
<b>1996</b>	30	0.67%
<b>2001</b>	27	0.60%
<b>1995</b>	23	0.51%
<b>1991</b>	21	0.47%
<b>1993</b>	18	0.40%
<b>1990</b>	17	0.38%
<b>1986</b>	16	0.35%
<b>1992</b>	14	0.31%
<b>1989</b>	13	0.29%
<b>1994</b>	12	0.27%
<b>1983</b>	11	0.24%
<b>1985</b>	9	0.20%
<b>1987</b>	8	0.18%
<b>1988</b>	8	0.18%
<b>1968</b>	6	0.13%
<b>1972</b>	5	0.11%
<b>1984</b>	5	0.11%
<b>1924</b>	4	0.09%
<b>1970</b>	4	0.09%

<b>Publication Year</b>	<b>Transactions</b>	<b>% of Total</b>
<b>1973</b>	4	0.09%
<b>1980</b>	4	0.09%
<b>1981</b>	4	0.09%
<b>1937</b>	3	0.07%
<b>1953</b>	3	0.07%
<b>1959</b>	3	0.07%
<b>1967</b>	3	0.07%
<b>1976</b>	3	0.07%
<b>1977</b>	3	0.07%
<b>1979</b>	3	0.07%
<b>1982</b>	3	0.07%
<b>1916</b>	2	0.04%
<b>1956</b>	2	0.04%
<b>1975</b>	2	0.04%
<b>1978</b>	2	0.04%
<b>1936</b>	1	0.02%
<b>1938</b>	1	0.02%
<b>1950</b>	1	0.02%
<b>1954</b>	1	0.02%
<b>1957</b>	1	0.02%
<b>1962</b>	1	0.02%
<b>1966</b>	1	0.02%
<b>2024</b>	1	0.02%



### Station Library

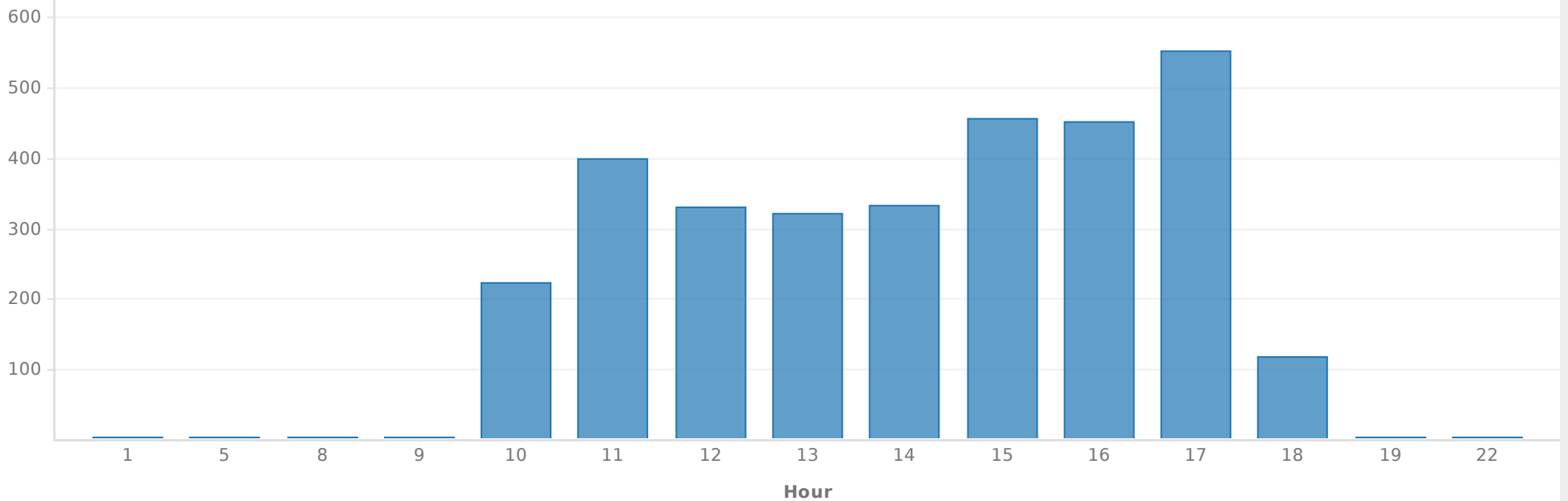
NRS ▼

#### Checkouts & Renewals at Your Library

Trans Stat Command Desc	Transactions	% of Total
<b>Total</b>	<b>4,879</b>	<b>100.00%</b>
Charge Item Part B	3,029	62.08%
Renew Item	1,850	37.92%

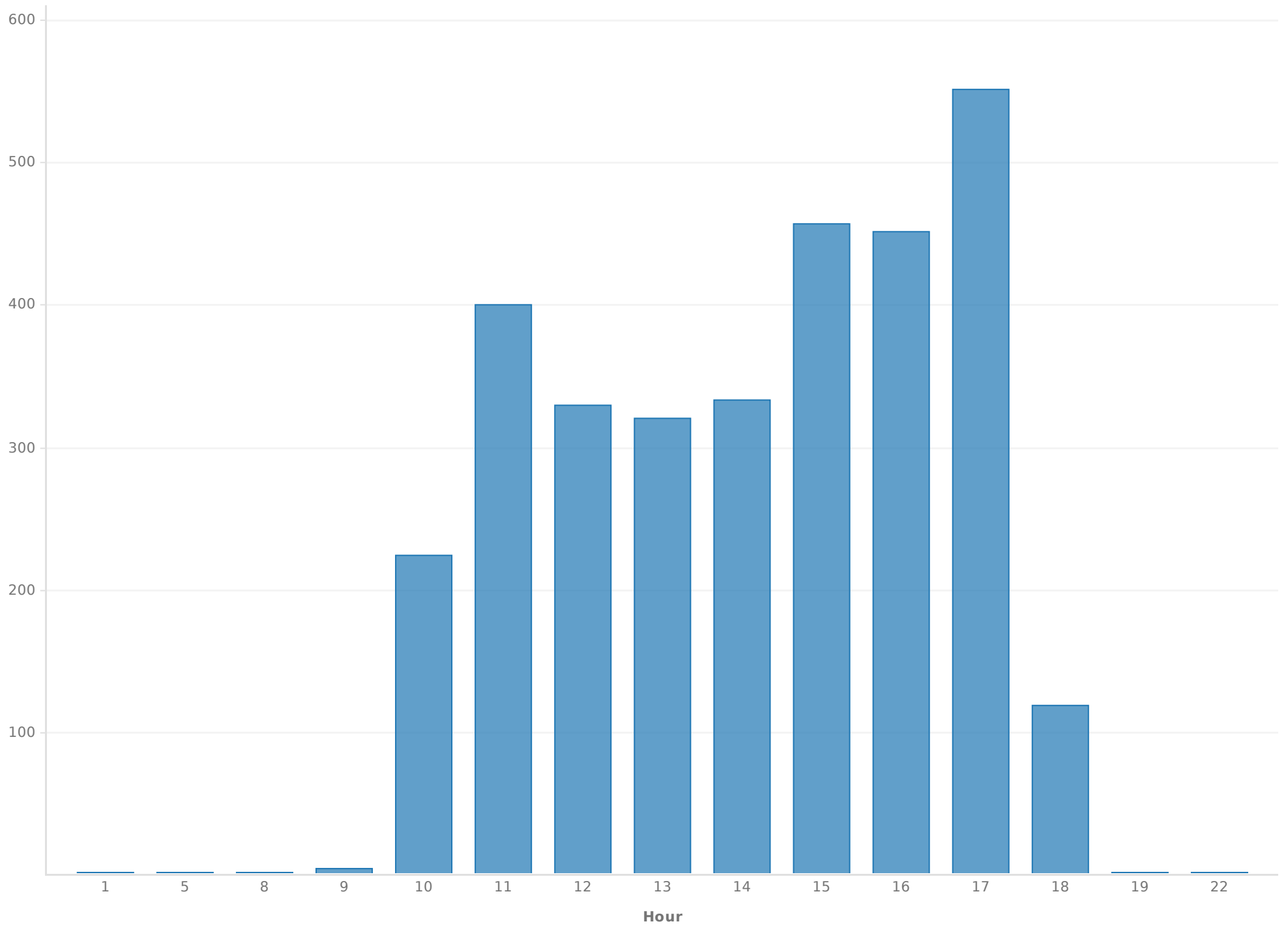
Trans Stat Station Login User Access	Transactions	% of Total
<b>Total</b>	<b>4,879</b>	<b>100.00%</b>
AUTORENEW	1,682	34.47%
NRSCIRCSR	1,495	30.64%
SIPCHK	878	18.00%
NRSTECHSR	805	16.50%
PUBLIC	19	0.39%

#### Average Transactions per Hour



Trans Stat Command Desc	Transactions	% of Total
<b>Total</b>	<b>4,879</b>	<b>100.00%</b>
Charge Item Part B	3,029	62.08%
Renew Item	1,850	37.92%

<b>Trans Stat Station Login User Access</b>	<b>Transactions</b>	<b>% of Total</b>
<b>Total</b>	<b>4,879</b>	<b>100.00%</b>
AUTORENEW	1,682	34.47%
NRSCIRCSR	1,495	30.64%
SIPCHK	878	18.00%
NRSTECHSR	805	16.50%
PUBLIC	19	0.39%





### Station Library

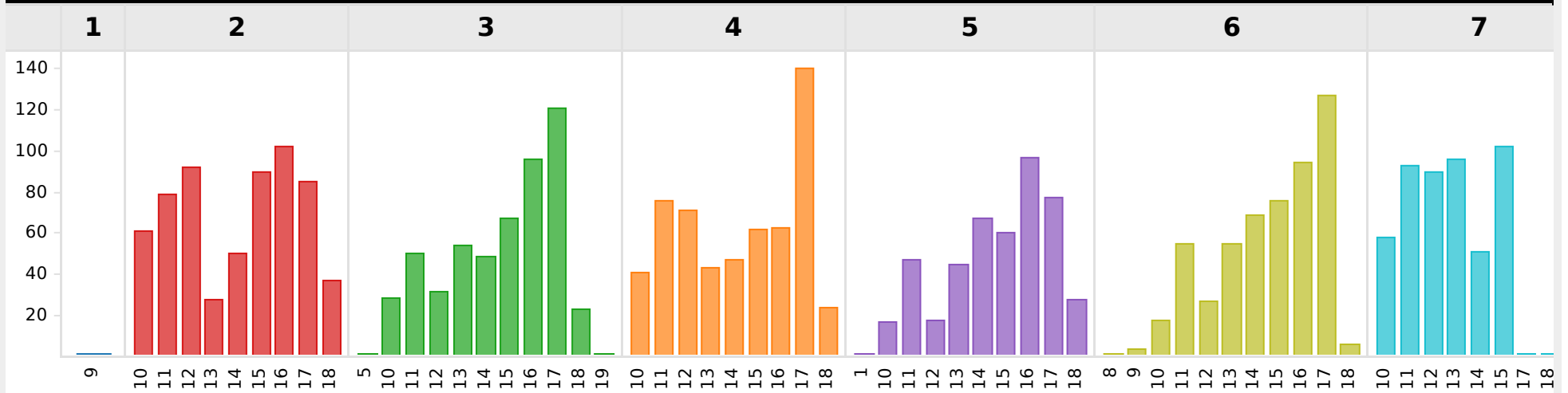
NRS ▼

### Checkouts & Renewals at Your Library

Trans Stat Dow	Transactions	% of Total
Sunday	1	0.03%
Monday	624	19.52%
Tuesday	523	16.36%
Wednesday	567	17.74%
Thursday	457	14.29%
Friday	532	16.64%
Saturday	493	15.42%

Hour	Transactions	% of Total
8	1	0.03%
9	5	0.16%
10	224	7.01%
11	400	12.52%
12	330	10.33%
13	321	10.05%
14	333	10.43%
15	457	14.31%
16	452	14.15%
17	551	17.25%
18	119	3.73%
19	1	0.03%

### Circs by Hour and Day

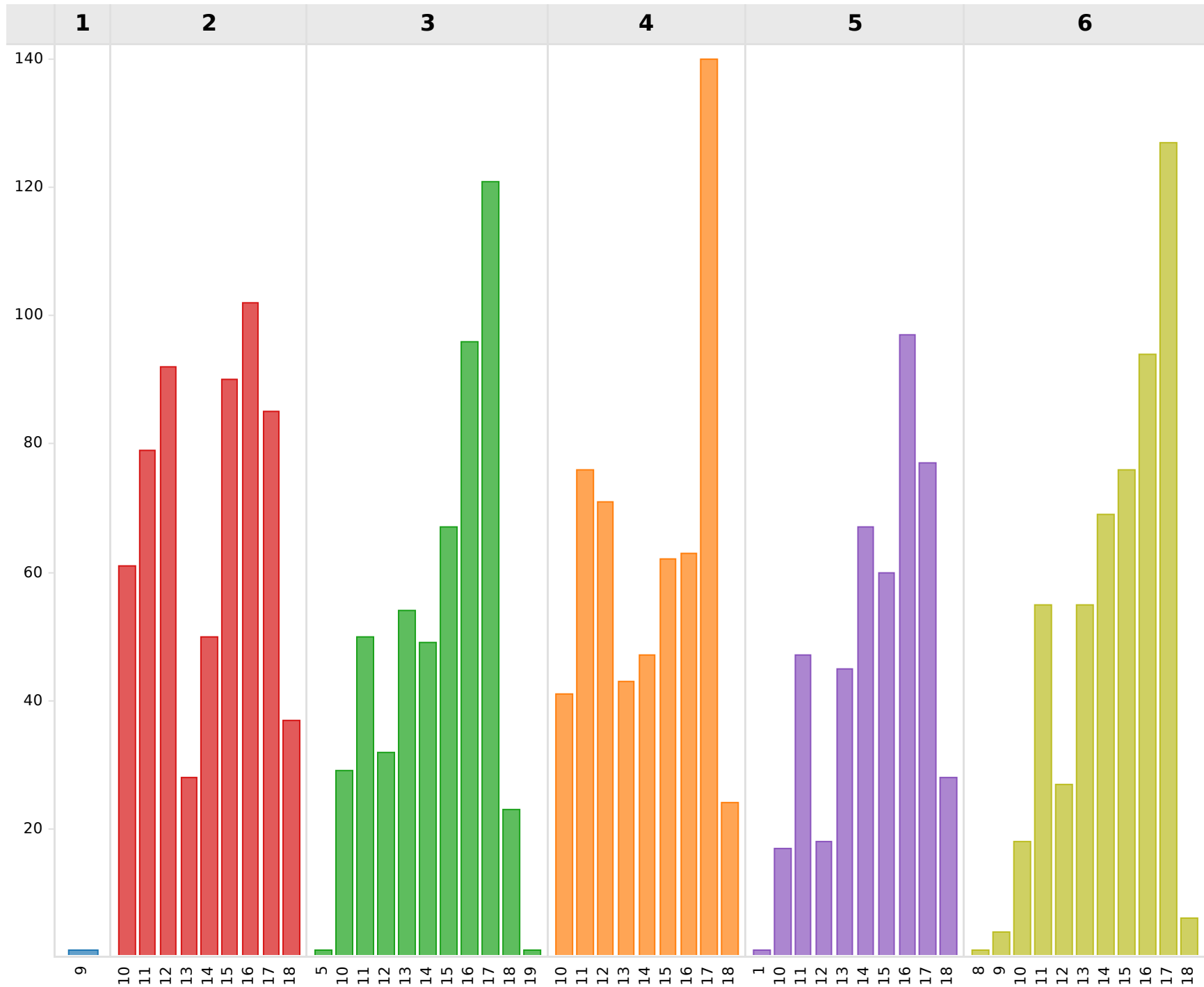


---

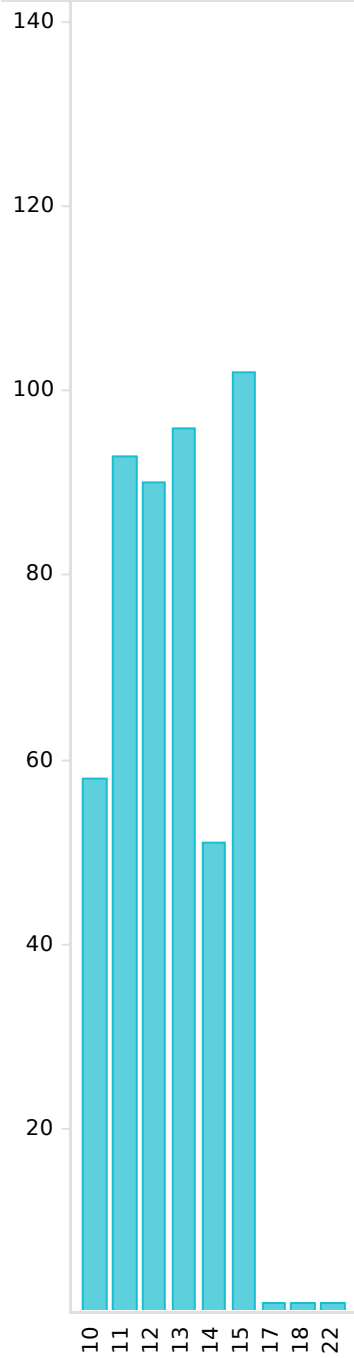
<b>Trans Stat Dow</b>	<b>Transactions</b>	<b>% of Total</b>
Sunday	1	0.03%
Monday	624	19.52%
Tuesday	523	16.36%
Wednesday	567	17.74%
Thursday	457	14.29%
Friday	532	16.64%
Saturday	493	15.42%

---

Hour	Transactions	% of Total
8	1	0.03%
9	5	0.16%
10	224	7.01%
11	400	12.52%
12	330	10.33%
13	321	10.05%
14	333	10.43%
15	457	14.31%
16	452	14.15%
17	551	17.25%
18	119	3.73%
19	1	0.03%



**7**



### Station Library

NRS ▼

#### Checkouts & Renewals at Your Library

##### Library Users at Your Library

User Library	Transactions	% of Total
<b>Total</b>	<b>3,197</b>	<b>100.00%</b>
NRS	2,374	74.26%
RSS	193	6.04%
BYS	183	5.72%
BFS	98	3.07%
MWS	72	2.25%
FPS	69	2.16%
WCS	49	1.53%
CIS	40	1.25%
ILL_LIBS	29	0.91%
RFS	25	0.78%
LPS	15	0.47%
SFS	14	0.44%
OPS	11	0.34%
LGS	10	0.31%
WCD	5	0.16%
BRS	3	0.09%
DGS	2	0.06%
EPS	2	0.06%
INS	2	0.06%
TFS	1	0.03%

##### Library Items at Your Library

Item Library	Transactions	% of Total
<b>Total</b>	<b>3,197</b>	<b>100.00%</b>
NRS	2,508	78.45%
BLD	36	1.13%
OPS	35	1.09%
DGS	31	0.97%
TPS	26	0.81%
OLS	22	0.69%
WVD	19	0.59%
TFS	18	0.56%
BDD	17	0.53%
BYS	15	0.47%
VPD	15	0.47%
HDS	14	0.44%
INS	14	0.44%
AMS	13	0.41%
FPS	13	0.41%
GED	13	0.41%
RSS	12	0.38%
SCD	12	0.38%
BVS	11	0.34%
FRS	11	0.34%
WRS	11	0.34%
CIS	10	0.31%

<b>User Library</b>	<b>Transactions</b>	<b>% of Total</b>
<b>Total</b>	<b>3,197</b>	<b>100.00%</b>
NRS	2,374	74.26%
RSS	193	6.04%
BYS	183	5.72%
BFS	98	3.07%
MWS	72	2.25%
FPS	69	2.16%
WCS	49	1.53%
CIS	40	1.25%
ILL_LIBS	29	0.91%
RFS	25	0.78%
LPS	15	0.47%
SFS	14	0.44%
OPS	11	0.34%
LGS	10	0.31%
WCD	5	0.16%
BRS	3	0.09%
DGS	2	0.06%
EPS	2	0.06%
INS	2	0.06%
TFS	1	0.03%

Item Library	Transactions	% of Total
<b>Total</b>	<b>3,197</b>	<b>100.00%</b>
NRS	2,508	78.45%
BLD	36	1.13%
OPS	35	1.09%
DGS	31	0.97%
TPS	26	0.81%
OLS	22	0.69%
WVD	19	0.59%
TFS	18	0.56%
BDD	17	0.53%
BYS	15	0.47%
VPD	15	0.47%
HDS	14	0.44%
INS	14	0.44%
AMS	13	0.41%
FPS	13	0.41%
GED	13	0.41%
RSS	12	0.38%
SCD	12	0.38%
BVS	11	0.34%
FRS	11	0.34%
WRS	11	0.34%
CIS	10	0.31%
EVS	10	0.31%
FMS	9	0.28%
GHS	9	0.28%
GSD	9	0.28%
HWS	9	0.28%
MED	9	0.28%
MTS	9	0.28%
WDD	9	0.28%
CCS	8	0.25%
LPS	8	0.25%
ADS	7	0.22%
ESS	7	0.22%
FPD	7	0.22%
GVD	7	0.22%
LGS	7	0.22%
RPS	7	0.22%



Item Library	Transactions	% of Total
SHS	7	0.22%
WCD	7	0.22%
BVD	6	0.19%
CWS	6	0.19%
ITD	6	0.19%
OBD	6	0.19%
PFS	6	0.19%
PHS	6	0.19%
ROD	6	0.19%
TCD	6	0.19%
WMS	6	0.19%
BFS	5	0.16%
BIS	5	0.16%
GPS	5	0.16%
HSS	5	0.16%
OZS	5	0.16%
PTS	5	0.16%
RFS	5	0.16%
TOD	5	0.16%
WCS	5	0.16%
CSD	4	0.13%
CTS	4	0.13%
JDS	4	0.13%
LSS	4	0.13%
MCS	4	0.13%
BKS	3	0.09%
CRS	3	0.09%
EPS	3	0.09%
HKS	3	0.09%
MDS	3	0.09%
PCS	3	0.09%
PPS	3	0.09%
SFS	3	0.09%
SVS	3	0.09%
WOS	3	0.09%
BCS	2	0.06%
BPS	2	0.06%
BWS	2	0.06%
CHS	2	0.06%

<b>Item Library</b>	<b>Transactions</b>	<b>% of Total</b>
CNS	2	0.06%
NLS	2	0.06%
SAS	2	0.06%
SGD	2	0.06%
SPS	2	0.06%
THS	2	0.06%
ADD	1	0.03%
DOS	1	0.03%
GWS	1	0.03%
MWS	1	0.03%
NUD	1	0.03%
OES	1	0.03%
STS	1	0.03%

### Station Library

NRS v

### Checkouts & Renewals by Library & User Profile at Your Library

#### Library Users/Profiles at Your Library

User Library	Trans Stat User Profile Name	Transactions	% of Total
<b>Total</b>		<b>3,197</b>	<b>100.00%</b>
NRS	NRS_ADULT	2,036	63.68%
	NRS_JUV	337	10.54%
BYS	BYS_ADULT	180	5.63%
RSS	RSS_ADULT	173	5.41%
BFS	BFS_PATRON	98	3.07%
MWS	MWS_ADULT	72	2.25%
FPS	FPS_ADULT	69	2.16%
WCS	WCS_PATRON	36	1.13%
CIS	CIS_JUV	34	1.06%
ILL_LIBS	CHICAGO_P	27	0.84%
RFS	RFS_ADULT	25	0.78%
LPS	LPS_PATRON	15	0.47%
SFS	SFS_ADULT	14	0.44%
WCS	WCS_JUV	13	0.41%
RSS	RSS_JUV	11	0.34%
LGS	LGS_PATRON	10	0.31%
RSS	INTACC_MED	9	0.28%
OPS	OPS_STAFF	8	0.25%
CIS	CIS_ADULT	6	0.19%
WCD	WCD_PATRON	5	0.16%
BRS	BRS_ADULT	3	0.09%
OPS	OPS_PATRON	3	0.09%
BYS	CHICAGO_P	2	0.06%
DGS	DGS_STAFF	2	0.06%
EPS	EPS_PATRON	2	0.06%
ILL_LIBS	NONSWAN_RB	2	0.06%
INS	INS_PATRON	2	0.06%

#### Library Items/Profiles at Your Library

Item Library	Trans Stat User Profile Name	Transactions	% of Total
<b>Total</b>		<b>3,197</b>	<b>100.00%</b>
NRS	NRS_ADULT	1,503	47.01%
	NRS_JUV	277	8.66%
	BYS_ADULT	174	5.44%
	RSS_ADULT	158	4.94%
	BFS_PATRON	97	3.03%
	MWS_ADULT	70	2.19%
	FPS_ADULT	41	1.28%
	WCS_PATRON	34	1.06%
BLD	NRS_ADULT	30	0.94%
NRS	CHICAGO_P	29	0.91%
OPS	NRS_ADULT	27	0.84%
NRS	RFS_ADULT	25	0.78%
DGS	NRS_ADULT	21	0.66%
TPS	NRS_ADULT	20	0.63%
OLS	NRS_ADULT	17	0.53%
BDD	NRS_ADULT	15	0.47%
NRS	LPS_PATRON	15	0.47%
	CIS_JUV	14	0.44%
	SFS_ADULT	14	0.44%
	WCS_JUV	13	0.41%
VPD	NRS_ADULT	13	0.41%
TFS	NRS_ADULT	12	0.38%
AMS	NRS_ADULT	11	0.34%
HDS	NRS_ADULT	11	0.34%
NRS	RSS_JUV	11	0.34%
BVS	NRS_ADULT	10	0.31%
BYS	NRS_ADULT	10	0.31%

User Library	Trans Stat User Profile Name	Transactions	% of Total
<b>Total</b>		<b>3,197</b>	<b>100.00%</b>
NRS	NRS_ADULT	2,036	63.68%
	NRS_JUV	337	10.54%
BYS	BYS_ADULT	180	5.63%
RSS	RSS_ADULT	173	5.41%
BFS	BFS_PATRON	98	3.07%
MWS	MWS_ADULT	72	2.25%
FPS	FPS_ADULT	69	2.16%
WCS	WCS_PATRON	36	1.13%
CIS	CIS_JUV	34	1.06%
ILL_LIBS	CHICAGO_P	27	0.84%
RFS	RFS_ADULT	25	0.78%
LPS	LPS_PATRON	15	0.47%
SFS	SFS_ADULT	14	0.44%
WCS	WCS_JUV	13	0.41%
RSS	RSS_JUV	11	0.34%
LGS	LGS_PATRON	10	0.31%
RSS	INTACC_MED	9	0.28%
OPS	OPS_STAFF	8	0.25%
CIS	CIS_ADULT	6	0.19%
WCD	WCD_PATRON	5	0.16%
BRS	BRS_ADULT	3	0.09%
OPS	OPS_PATRON	3	0.09%
BYS	CHICAGO_P	2	0.06%
DGS	DGS_STAFF	2	0.06%
EPS	EPS_PATRON	2	0.06%
ILL_LIBS	NONSWAN_RB	2	0.06%
INS	INS_PATRON	2	0.06%
BYS	BYS_JUV	1	0.03%
NRS	NRSCIRCSR	1	0.03%
TFS	TFS_PATRON	1	0.03%

Item Library	Trans Stat User Profile Name	Transactions	% of Total
<b>Total</b>		<b>3,197</b>	<b>100.00%</b>
NRS	NRS_ADULT	1,503	47.01%
	NRS_JUV	277	8.66%
	BYS_ADULT	174	5.44%
	RSS_ADULT	158	4.94%
	BFS_PATRON	97	3.03%
	MWS_ADULT	70	2.19%
	FPS_ADULT	41	1.28%
	WCS_PATRON	34	1.06%
BLD	NRS_ADULT	30	0.94%
NRS	CHICAGO_P	29	0.91%
OPS	NRS_ADULT	27	0.84%
NRS	RFS_ADULT	25	0.78%
DGS	NRS_ADULT	21	0.66%
TPS	NRS_ADULT	20	0.63%
OLS	NRS_ADULT	17	0.53%
BDD	NRS_ADULT	15	0.47%
NRS	LPS_PATRON	15	0.47%
	CIS_JUV	14	0.44%
	SFS_ADULT	14	0.44%
	WCS_JUV	13	0.41%
VPD	NRS_ADULT	13	0.41%
TFS	NRS_ADULT	12	0.38%
AMS	NRS_ADULT	11	0.34%
HDS	NRS_ADULT	11	0.34%
NRS	RSS_JUV	11	0.34%
BVS	NRS_ADULT	10	0.31%
BYS	NRS_ADULT	10	0.31%
INS	NRS_ADULT	10	0.31%
RSS	NRS_ADULT	10	0.31%
SCD	NRS_ADULT	10	0.31%
WVD	NRS_ADULT	10	0.31%
FRS	NRS_ADULT	9	0.28%
WRS	NRS_ADULT	9	0.28%
CIS	NRS_ADULT	8	0.25%
GSD	NRS_ADULT	8	0.25%
MTS	NRS_ADULT	8	0.25%
ADS	NRS_ADULT	7	0.22%
CCS	NRS_ADULT	7	0.22%
EVS	NRS_ADULT	7	0.22%
FMS	NRS_ADULT	7	0.22%
GED	NRS_ADULT	7	0.22%
HWS	NRS_ADULT	7	0.22%
MED	NRS_ADULT	7	0.22%
SHS	NRS_ADULT	7	0.22%
WDD	NRS_ADULT	7	0.22%
FPD	NRS_ADULT	6	0.19%

Item Library	Trans Stat User Profile Name	Transactions	% of Total
FPS	NRS_ADULT	6	0.19%
	RSS_ADULT	6	0.19%
GHS	NRS_ADULT	6	0.19%
LPS	NRS_ADULT	6	0.19%
NRS	CIS_ADULT	6	0.19%
	LGS_PATRON	6	0.19%
ROD	NRS_ADULT	6	0.19%
RPS	NRS_ADULT	6	0.19%
WCD	NRS_ADULT	6	0.19%
WMS	NRS_ADULT	6	0.19%
BIS	NRS_ADULT	5	0.16%
BVD	NRS_ADULT	5	0.16%
CWS	NRS_ADULT	5	0.16%
GVD	NRS_ADULT	5	0.16%
ITD	NRS_ADULT	5	0.16%
LGS	NRS_ADULT	5	0.16%
NRS	WCD_PATRON	5	0.16%
OZS	NRS_ADULT	5	0.16%
TCD	NRS_ADULT	5	0.16%
BFS	NRS_ADULT	4	0.13%
CTS	NRS_ADULT	4	0.13%
DGS	NRS_JUV	4	0.13%
ESS	NRS_ADULT	4	0.13%
GPS	NRS_ADULT	4	0.13%
HSS	NRS_ADULT	4	0.13%
JDS	NRS_ADULT	4	0.13%
OBD	NRS_ADULT	4	0.13%
OPS	CIS_JUV	4	0.13%
PFS	NRS_ADULT	4	0.13%
RFS	NRS_ADULT	4	0.13%
TOD	NRS_ADULT	4	0.13%
WCS	NRS_ADULT	4	0.13%
WVD	NRS_JUV	4	0.13%
BLD	FPS_ADULT	3	0.09%
CRS	NRS_ADULT	3	0.09%
CSD	NRS_ADULT	3	0.09%
EPS	NRS_ADULT	3	0.09%
GED	NRS_JUV	3	0.09%
HKS	NRS_ADULT	3	0.09%
MCS	NRS_ADULT	3	0.09%
NRS	BRS_ADULT	3	0.09%
	OPS_PATRON	3	0.09%
OLS	CIS_JUV	3	0.09%
PCS	NRS_ADULT	3	0.09%
PHS	NRS_ADULT	3	0.09%
PTS	NRS_ADULT	3	0.09%
TFS	NRS_JUV	3	0.09%

Item Library	Trans Stat User Profile Name	Transactions	% of Total
TPS	FPS_ADULT	3	0.09%
WOS	NRS_ADULT	3	0.09%
BKS	NRS_ADULT	2	0.06%
BPS	NRS_ADULT	2	0.06%
BWS	NRS_ADULT	2	0.06%
BYS	BYS_ADULT	2	0.06%
	NRS_JUV	2	0.06%
CHS	NRS_ADULT	2	0.06%
CIS	OPS_STAFF	2	0.06%
DGS	DGS_STAFF	2	0.06%
	RSS_ADULT	2	0.06%
ESS	NRS_JUV	2	0.06%
EVS	NRS_JUV	2	0.06%
FMS	NRS_JUV	2	0.06%
GHS	NRS_JUV	2	0.06%
INS	NRS_JUV	2	0.06%
LPS	NRS_JUV	2	0.06%
LSS	NRS_ADULT	2	0.06%
MDS	NRS_ADULT	2	0.06%
NRS	EPS_PATRON	2	0.06%
	INS_PATRON	2	0.06%
	NONSWAN_RB	2	0.06%
OPS	LGS_PATRON	2	0.06%
PFS	NRS_JUV	2	0.06%
PHS	NRS_JUV	2	0.06%
PPS	NRS_ADULT	2	0.06%
PTS	NRS_JUV	2	0.06%
RSS	NRS_JUV	2	0.06%
SAS	NRS_ADULT	2	0.06%
SFS	NRS_JUV	2	0.06%
SGD	NRS_ADULT	2	0.06%
SPS	NRS_ADULT	2	0.06%
THS	NRS_ADULT	2	0.06%
WDD	NRS_JUV	2	0.06%
WVD	FPS_ADULT	2	0.06%
	INTACC_MED	2	0.06%
ADD	NRS_ADULT	1	0.03%
AMS	BYS_ADULT	1	0.03%
	OPS_STAFF	1	0.03%
BCS	FPS_ADULT	1	0.03%
	NRS_ADULT	1	0.03%
BDD	FPS_ADULT	1	0.03%
	NRS_JUV	1	0.03%
BFS	NRS_JUV	1	0.03%
BKS	NRS_JUV	1	0.03%
BLD	BFS_PATRON	1	0.03%
	NRS_JUV	1	0.03%

Item Library	Trans Stat User Profile Name	Transactions	% of Total
	RSS_ADULT	1	0.03%
BVD	FPS_ADULT	1	0.03%
BVS	NRS_JUV	1	0.03%
BYS	MWS_ADULT	1	0.03%
CCS	FPS_ADULT	1	0.03%
CNS	FPS_ADULT	1	0.03%
	NRS_JUV	1	0.03%
CSD	FPS_ADULT	1	0.03%
CWS	INTACC_MED	1	0.03%
DGS	FPS_ADULT	1	0.03%
	OPS_STAFF	1	0.03%
DOS	NRS_ADULT	1	0.03%
ESS	INTACC_MED	1	0.03%
EVS	RSS_ADULT	1	0.03%
FPD	BYS_ADULT	1	0.03%
FPS	FPS_ADULT	1	0.03%
FRS	CIS_JUV	1	0.03%
	RSS_ADULT	1	0.03%
GED	CIS_JUV	1	0.03%
	FPS_ADULT	1	0.03%
	INTACC_MED	1	0.03%
GHS	FPS_ADULT	1	0.03%
GPS	FPS_ADULT	1	0.03%
GSD	LGS_PATRON	1	0.03%
GVD	CIS_JUV	1	0.03%
	RSS_ADULT	1	0.03%
GWS	NRS_ADULT	1	0.03%
HDS	CIS_JUV	1	0.03%
	FPS_ADULT	1	0.03%
	WCS_PATRON	1	0.03%
HSS	NRS_JUV	1	0.03%
HWS	INTACC_MED	1	0.03%
	NRS_JUV	1	0.03%
INS	CIS_JUV	1	0.03%
	FPS_ADULT	1	0.03%
ITD	NRS_JUV	1	0.03%
LGS	CIS_JUV	1	0.03%
	FPS_ADULT	1	0.03%
LSS	CIS_JUV	1	0.03%
	NRS_JUV	1	0.03%
MCS	NRS_JUV	1	0.03%
MDS	NRS_JUV	1	0.03%
MED	CIS_JUV	1	0.03%
	NRS_JUV	1	0.03%
MTS	INTACC_MED	1	0.03%
MWS	NRS_ADULT	1	0.03%
NLS	INTACC_MED	1	0.03%



Item Library	Trans Stat User Profile Name	Transactions	% of Total
	NRS_ADULT	1	0.03%
NRS	BYS_JUV	1	0.03%
	INTACC_MED	1	0.03%
	NRSCIRCSR	1	0.03%
	TFS_PATRON	1	0.03%
NUD	FPS_ADULT	1	0.03%
OBD	NRS_JUV	1	0.03%
	RSS_ADULT	1	0.03%
OES	NRS_ADULT	1	0.03%
OLS	NRS_JUV	1	0.03%
	RSS_ADULT	1	0.03%
OPS	NRS_JUV	1	0.03%
	OPS_STAFF	1	0.03%
PHS	BYS_ADULT	1	0.03%
PPS	NRS_JUV	1	0.03%
RFS	MWS_ADULT	1	0.03%
RPS	BYS_ADULT	1	0.03%
SCD	FPS_ADULT	1	0.03%
	OPS_STAFF	1	0.03%
SFS	NRS_ADULT	1	0.03%
STS	NRS_ADULT	1	0.03%
SVS	LGS_PATRON	1	0.03%
	NRS_ADULT	1	0.03%
	RSS_ADULT	1	0.03%
TCD	FPS_ADULT	1	0.03%
TFS	CIS_JUV	1	0.03%
	FPS_ADULT	1	0.03%
	OPS_STAFF	1	0.03%
TOD	FPS_ADULT	1	0.03%
TPS	CIS_JUV	1	0.03%
	NRS_JUV	1	0.03%
	WCS_PATRON	1	0.03%
VPD	CIS_JUV	1	0.03%
	NRS_JUV	1	0.03%
WCD	NRS_JUV	1	0.03%
WCS	OPS_STAFF	1	0.03%
WRS	CIS_JUV	1	0.03%
	FPS_ADULT	1	0.03%
WVD	CIS_JUV	1	0.03%

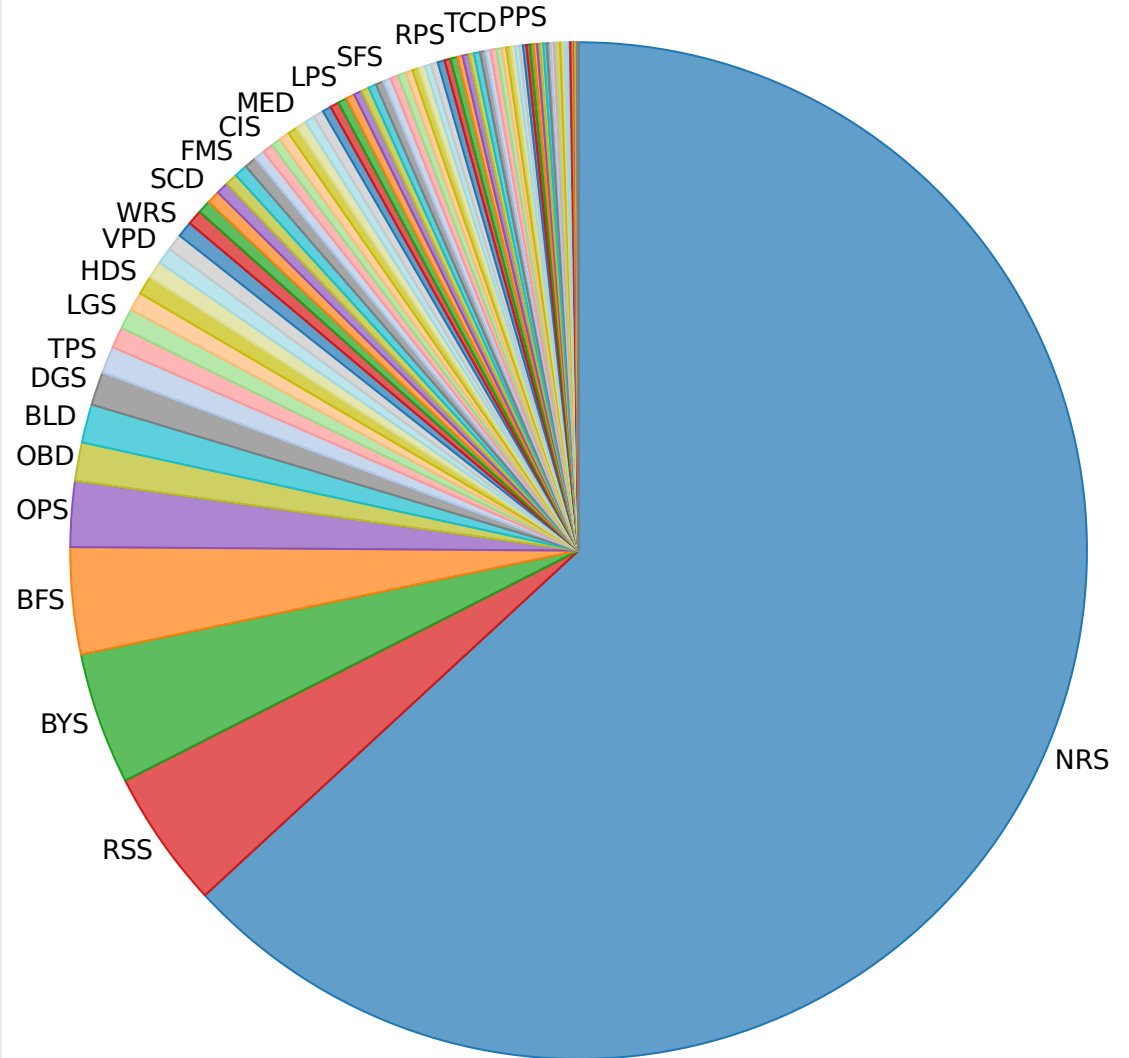
### User Library

NRS v

### Checkouts & Renewals from Your Patrons

Item Library	Transactions	% of Total
<b>Total</b>	<b>2,824</b>	<b>100.00%</b>
NRS	1,782	63.10%
RSS	124	4.39%
BYS	119	4.21%
BFS	95	3.36%
OPS	59	2.09%
OBD	35	1.24%
BLD	34	1.20%
DGS	30	1.06%
TPS	24	0.85%
OLS	19	0.67%
LGS	18	0.64%
BDD	17	0.60%
HDS	16	0.57%
TFS	16	0.57%
VPD	15	0.53%
WVD	15	0.53%
WRS	14	0.50%
INS	13	0.46%
GED	12	0.42%
SCD	12	0.42%
AMS	11	0.39%
BVS	11	0.39%
FMS	11	0.39%

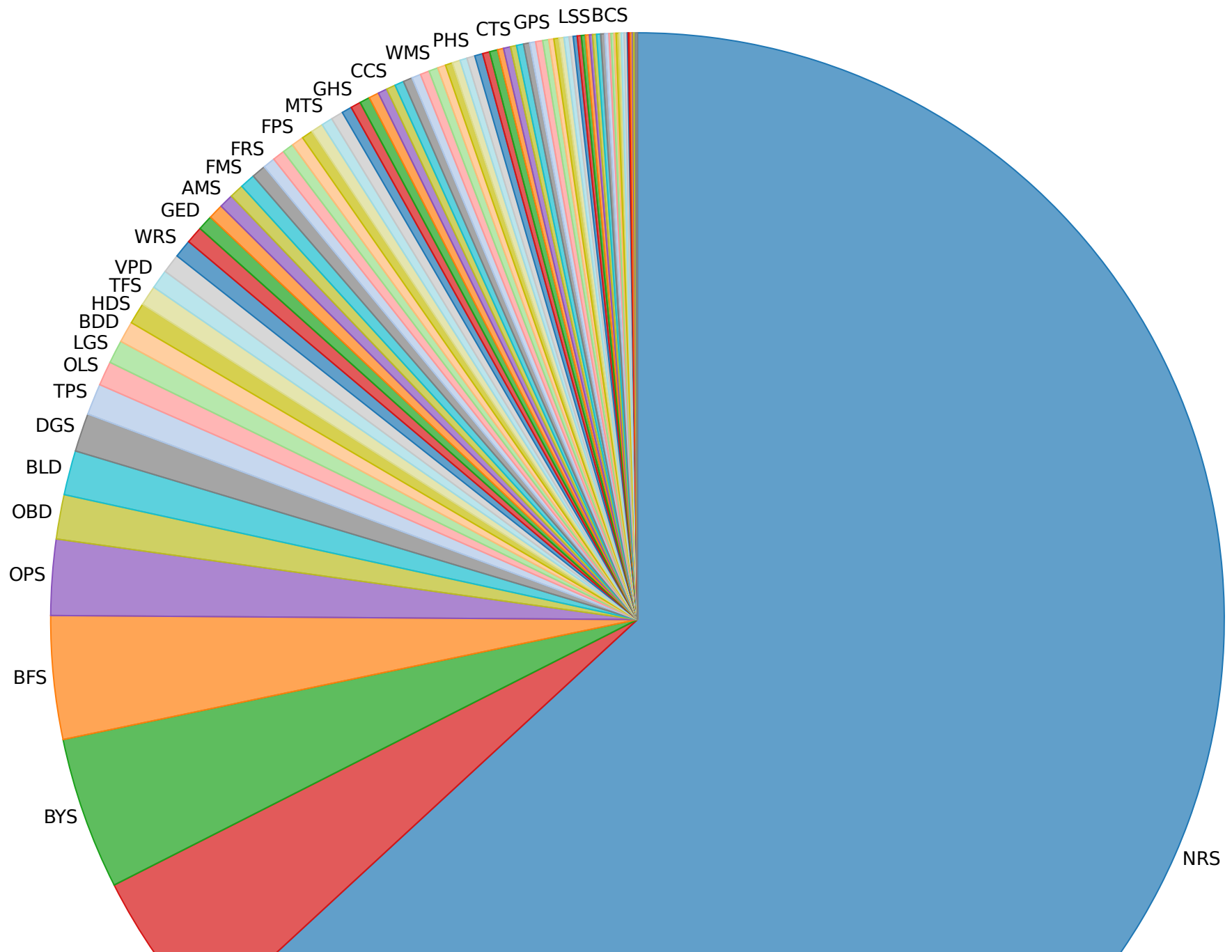
Your Users Checkout Items from...



Item Library	Transactions	% of Total
<b>Total</b>	<b>2,824</b>	<b>100.00%</b>
NRS	1,782	63.10%
RSS	124	4.39%
BYS	119	4.21%
BFS	95	3.36%
OPS	59	2.09%
OBD	35	1.24%
BLD	34	1.20%
DGS	30	1.06%
TPS	24	0.85%
OLS	19	0.67%
LGS	18	0.64%
BDD	17	0.60%
HDS	16	0.57%
TFS	16	0.57%
VPD	15	0.53%
WVD	15	0.53%
WRS	14	0.50%
INS	13	0.46%
GED	12	0.42%
SCD	12	0.42%
AMS	11	0.39%
BVS	11	0.39%
FMS	11	0.39%
GSD	11	0.39%
FRS	10	0.35%
CIS	9	0.32%
EVS	9	0.32%
FPS	9	0.32%
HWS	9	0.32%
MED	9	0.32%
MTS	9	0.32%
WDD	9	0.32%
BIS	8	0.28%
GHS	8	0.28%
LPS	8	0.28%
SHS	8	0.28%
ADS	7	0.25%
CCS	7	0.25%

<b>Item Library</b>	<b>Transactions</b>	<b>% of Total</b>
ESS	7	0.25%
PFS	7	0.25%
SFS	7	0.25%
WCD	7	0.25%
WMS	7	0.25%
FPD	6	0.21%
GVD	6	0.21%
ITD	6	0.21%
OZS	6	0.21%
PHS	6	0.21%
ROD	6	0.21%
RPS	6	0.21%
WCS	6	0.21%
BKS	5	0.18%
BVD	5	0.18%
CTS	5	0.18%
CWS	5	0.18%
HSS	5	0.18%
PTS	5	0.18%
RFS	5	0.18%
TCD	5	0.18%
GPS	4	0.14%
JDS	4	0.14%
MCS	4	0.14%
TOD	4	0.14%
CHS	3	0.11%
CRS	3	0.11%
CSD	3	0.11%
EPS	3	0.11%
HKS	3	0.11%
LSS	3	0.11%
MDS	3	0.11%
PCS	3	0.11%
PPS	3	0.11%
WOS	3	0.11%
BPS	2	0.07%
BWS	2	0.07%
MWS	2	0.07%
SAS	2	0.07%

<b>Item Library</b>	<b>Transactions</b>	<b>% of Total</b>
SGD	2	0.07%
SPS	2	0.07%
THS	2	0.07%
ADD	1	0.04%
BCS	1	0.04%
CNS	1	0.04%
DOS	1	0.04%
GWS	1	0.04%
NLS	1	0.04%
OES	1	0.04%
STS	1	0.04%
SVS	1	0.04%



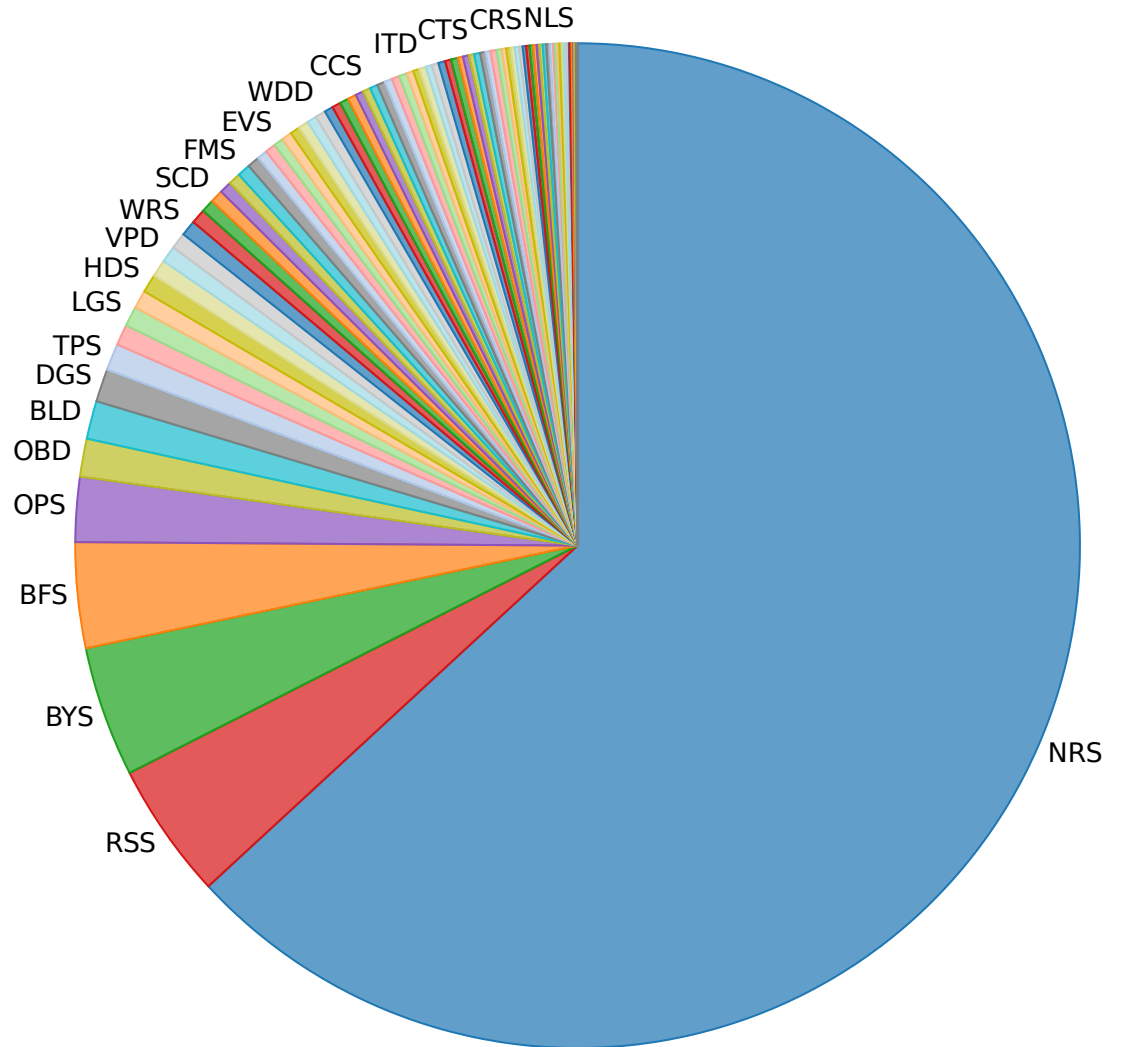
### User Library

NRS

### Checkouts & Renewals from Your Patrons

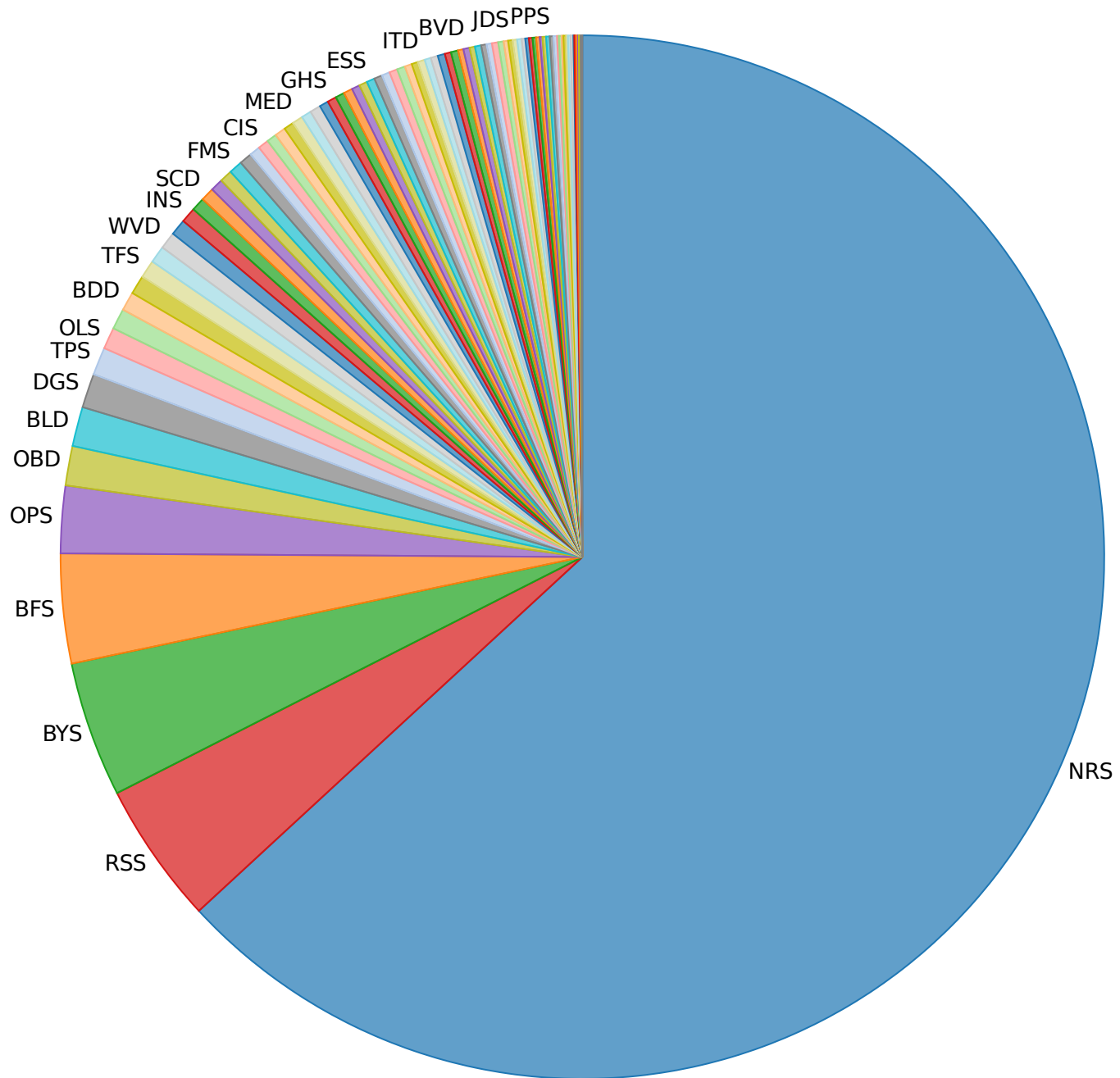
Station Library	Transaction	% of Total
<b>Total</b>	<b>2,824</b>	<b>100.00%</b>
NRS	2,374	84.07%
BYS	122	4.32%
RSS	122	4.32%
BFS	103	3.65%
OBD	30	1.06%
OPS	28	0.99%
LGS	13	0.46%
HDS	5	0.18%
WRS	5	0.18%
SFS	4	0.14%
DGS	3	0.11%
FPS	3	0.11%
LPS	3	0.11%
BKS	2	0.07%
GED	2	0.07%
WCS	2	0.07%
OZS	1	0.04%
RFS	1	0.04%
TFS	1	0.04%

### Your Users Checkout at...



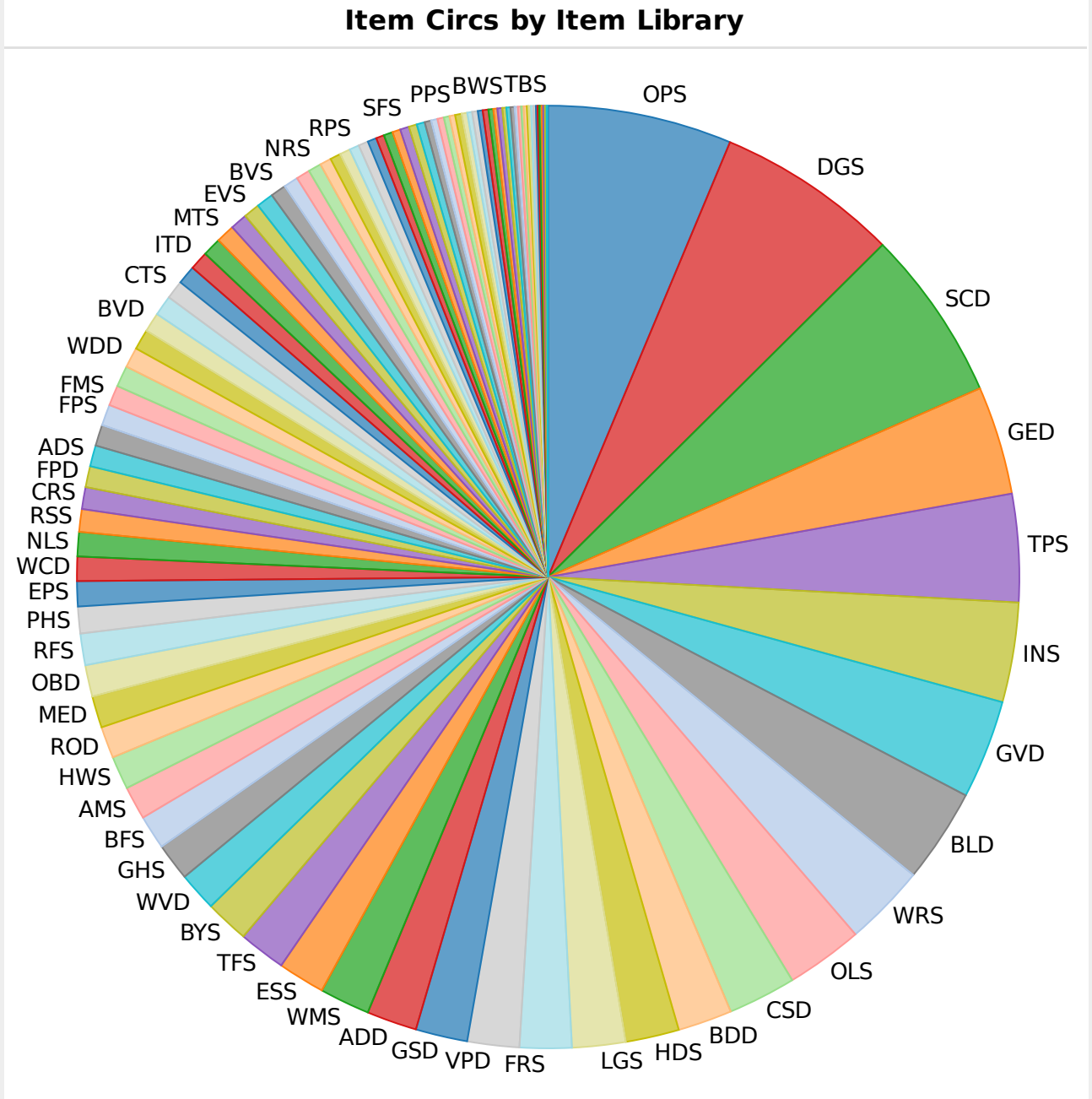
Station Library	Transaction	% of Total
<b>Total</b>	<b>2,824</b>	<b>100.00%</b>
NRS	2,374	84.07%
BYS	122	4.32%
RSS	122	4.32%
BFS	103	3.65%
OBD	30	1.06%
OPS	28	0.99%
LGS	13	0.46%
HDS	5	0.18%
WRS	5	0.18%
SFS	4	0.14%
DGS	3	0.11%
FPS	3	0.11%
LPS	3	0.11%
BKS	2	0.07%
GED	2	0.07%
WCS	2	0.07%
OZS	1	0.04%
RFS	1	0.04%
TFS	1	0.04%





## Checkouts & Renewals from all SWAN Libraries

Item Library	Transactions	% of Total
<b>Total</b>	<b>1,039,105</b>	<b>100.00%</b>
OPS	65,262	6.28%
DGS	65,056	6.26%
SCD	61,130	5.88%
GED	38,545	3.71%
TPS	38,352	3.69%
INS	35,582	3.42%
GVD	35,123	3.38%
BLD	33,702	3.24%
WRS	28,983	2.79%
OLS	27,597	2.66%
CSD	24,116	2.32%
BDD	19,227	1.85%
HDS	19,177	1.85%
LGS	18,908	1.82%
FRS	18,549	1.79%
VPD	18,524	1.78%
GSD	18,344	1.77%
ADD	18,002	1.73%
WMS	17,846	1.72%
ESS	16,904	1.63%
TFS	16,551	1.59%
BYS	15,687	1.51%
WVD	13,753	1.32%
GHS	13,347	1.28%
BFS	12,093	1.16%
AMS	11,973	1.15%
HWS	11,704	1.13%
ROD	11,456	1.10%
MED	11,239	1.08%
OBD	11,219	1.08%
RFS	11,079	1.07%
PHS	9,538	0.92%

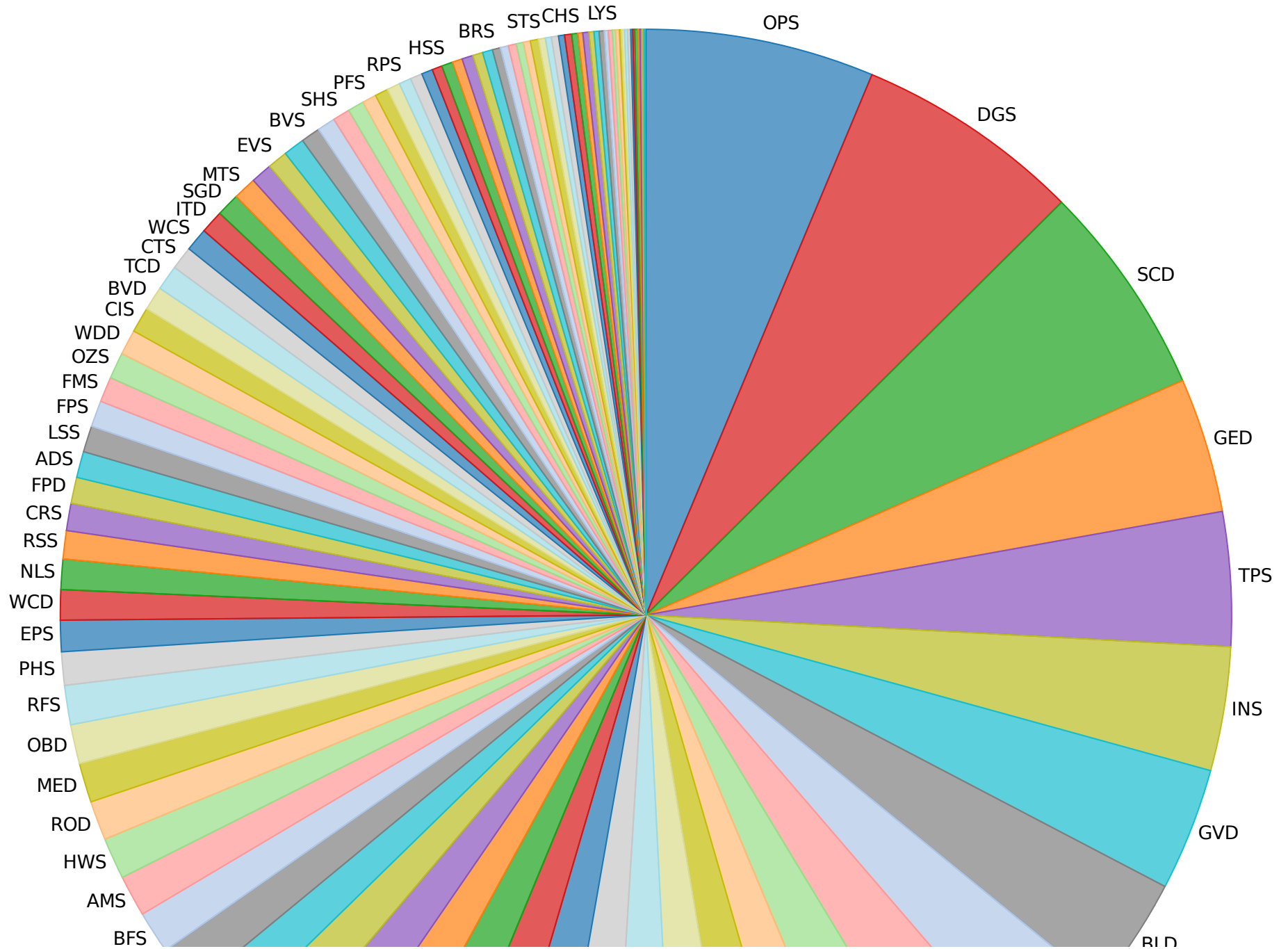


<b>Item Library</b>	<b>Transactions</b>	<b>% of Total</b>
<b>Total</b>	<b>1,039,105</b>	<b>100.00%</b>
OPS	65,262	6.28%
DGS	65,056	6.26%
SCD	61,130	5.88%
GED	38,545	3.71%
TPS	38,352	3.69%
INS	35,582	3.42%
GVD	35,123	3.38%
BLD	33,702	3.24%
WRS	28,983	2.79%
OLS	27,597	2.66%
CSD	24,116	2.32%
BDD	19,227	1.85%
HDS	19,177	1.85%
LGS	18,908	1.82%
FRS	18,549	1.79%
VPD	18,524	1.78%
GSD	18,344	1.77%
ADD	18,002	1.73%
WMS	17,846	1.72%
ESS	16,904	1.63%
TFS	16,551	1.59%
BYS	15,687	1.51%
WVD	13,753	1.32%
GHS	13,347	1.28%
BFS	12,093	1.16%
AMS	11,973	1.15%
HWS	11,704	1.13%
ROD	11,456	1.10%
MED	11,239	1.08%
OBD	11,219	1.08%
RFS	11,079	1.07%
PHS	9,538	0.92%
EPS	8,890	0.86%
WCD	8,837	0.85%
NLS	8,554	0.82%
RSS	8,068	0.78%
CRS	7,823	0.75%
FPD	7,637	0.73%
ADS	7,526	0.72%
LSS	7,481	0.72%
FPS	7,442	0.72%
FMS	7,301	0.70%
OZS	7,261	0.70%
WDD	7,230	0.70%
CIS	7,213	0.69%
BVD	7,090	0.68%

Item Library	Transactions	% of Total
TCD	7,040	0.68%
CTS	6,768	0.65%
WCS	6,718	0.65%
ITD	6,677	0.64%
SGD	6,674	0.64%
MTS	6,462	0.62%
PTS	6,068	0.58%
EVS	5,922	0.57%
CNS	5,832	0.56%
BVS	5,465	0.53%
BIS	5,202	0.50%
SHS	5,142	0.49%
NRS	4,511	0.43%
PFS	4,114	0.40%
MDS	3,785	0.36%
LPS	3,676	0.35%
RPS	3,432	0.33%
BJD	3,431	0.33%
BTD	3,106	0.30%
CCS	3,053	0.29%
HSS	3,042	0.29%
GPS	3,040	0.29%
SFS	2,995	0.29%
OES	2,923	0.28%
CWS	2,804	0.27%
BRS	2,366	0.23%
GWS	2,330	0.22%
BCS	2,235	0.22%
BKS	2,173	0.21%
PPS	2,148	0.21%
MPS	2,103	0.20%
STS	2,001	0.19%
WOS	1,952	0.19%
SPS	1,879	0.18%
JDS	1,824	0.18%
BBD	1,810	0.17%
RGS	1,717	0.17%
CHS	1,643	0.16%
MWS	1,619	0.16%
BWS	1,591	0.15%
HKS	1,340	0.13%
BPS	1,310	0.13%
MCS	1,227	0.12%
DOS	1,113	0.11%
SVS	1,042	0.10%
LYS	950	0.09%
PCS	850	0.08%

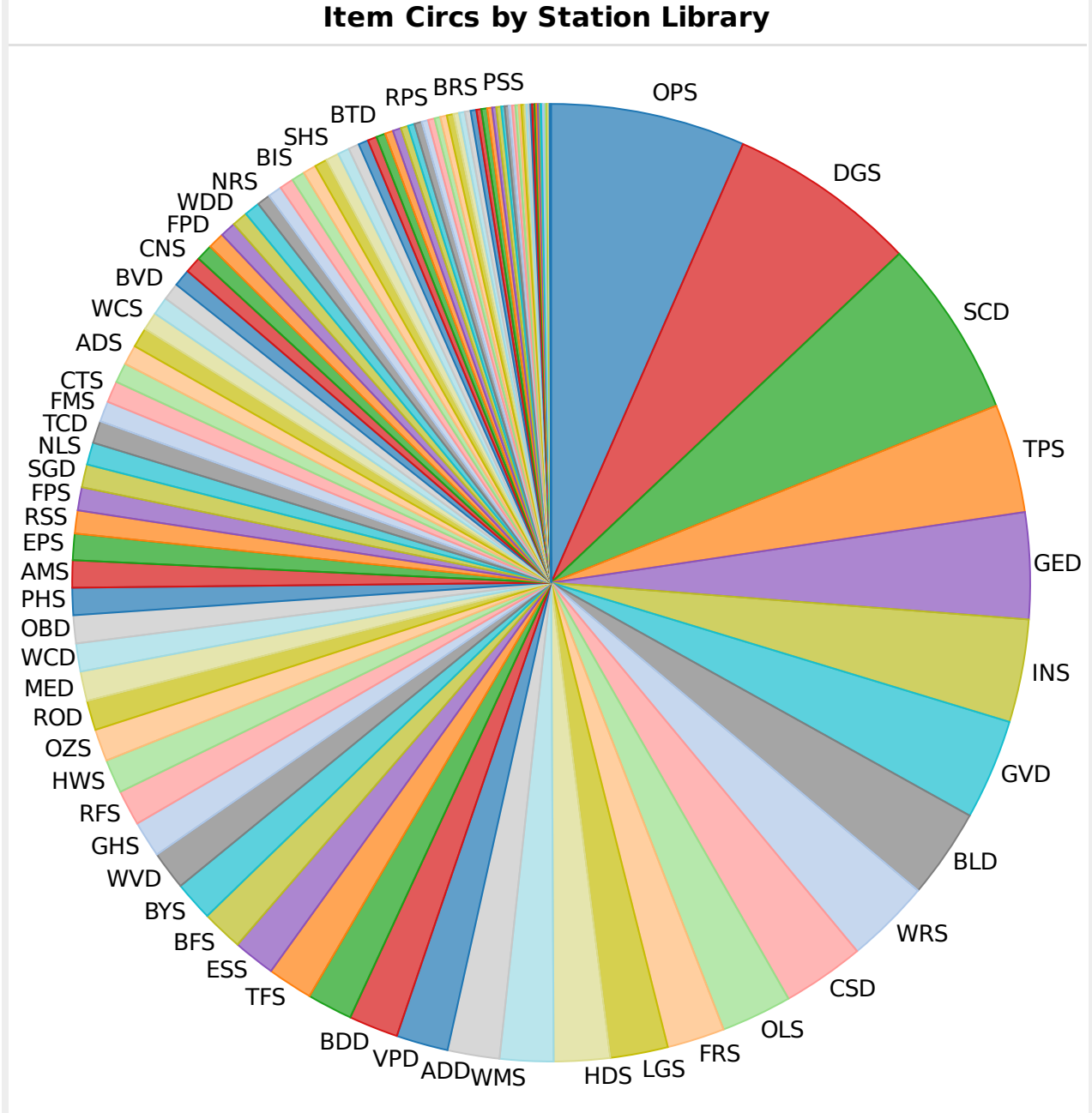
---

<b>Item Library</b>	<b>Transactions</b>	<b>% of Total</b>
SAS	809	0.08%
THS	790	0.08%
NUD	764	0.07%
TOD	712	0.07%
KVD	682	0.07%
HAS	652	0.06%
PSS	625	0.06%
RDS	596	0.06%
MKS	572	0.06%
TBS	394	0.04%
MAS	273	0.03%
BBS	98	0.01%
CAS	70	0.01%
	35	0.00%
SWS	6	0.00%
ROS	1	0.00%



## Checkouts & Renewals from all SWAN Libraries

Station Library	Transactions	% of Total
<b>Total</b>	<b>1,039,105</b>	<b>100.00%</b>
OPS	67,845	6.53%
DGS	66,267	6.38%
SCD	62,670	6.03%
TPS	38,085	3.67%
GED	37,240	3.58%
INS	36,020	3.47%
GVD	35,360	3.40%
BLD	31,495	3.03%
WRS	29,612	2.85%
CSD	28,899	2.78%
OLS	24,772	2.38%
FRS	20,199	1.94%
LGS	20,188	1.94%
HDS	19,757	1.90%
WMS	18,787	1.81%
ADD	18,149	1.75%
VPD	18,120	1.74%
BDD	17,401	1.67%
GSD	15,989	1.54%
TFS	15,876	1.53%
ESS	14,634	1.41%
BFS	14,255	1.37%
BYS	14,064	1.35%
WVD	13,353	1.29%
GHS	12,915	1.24%
RFS	12,471	1.20%
HWS	11,575	1.11%
OZS	11,281	1.09%
ROD	10,456	1.01%
MED	10,340	1.00%
WCD	9,953	0.96%
OBD	9,767	0.94%

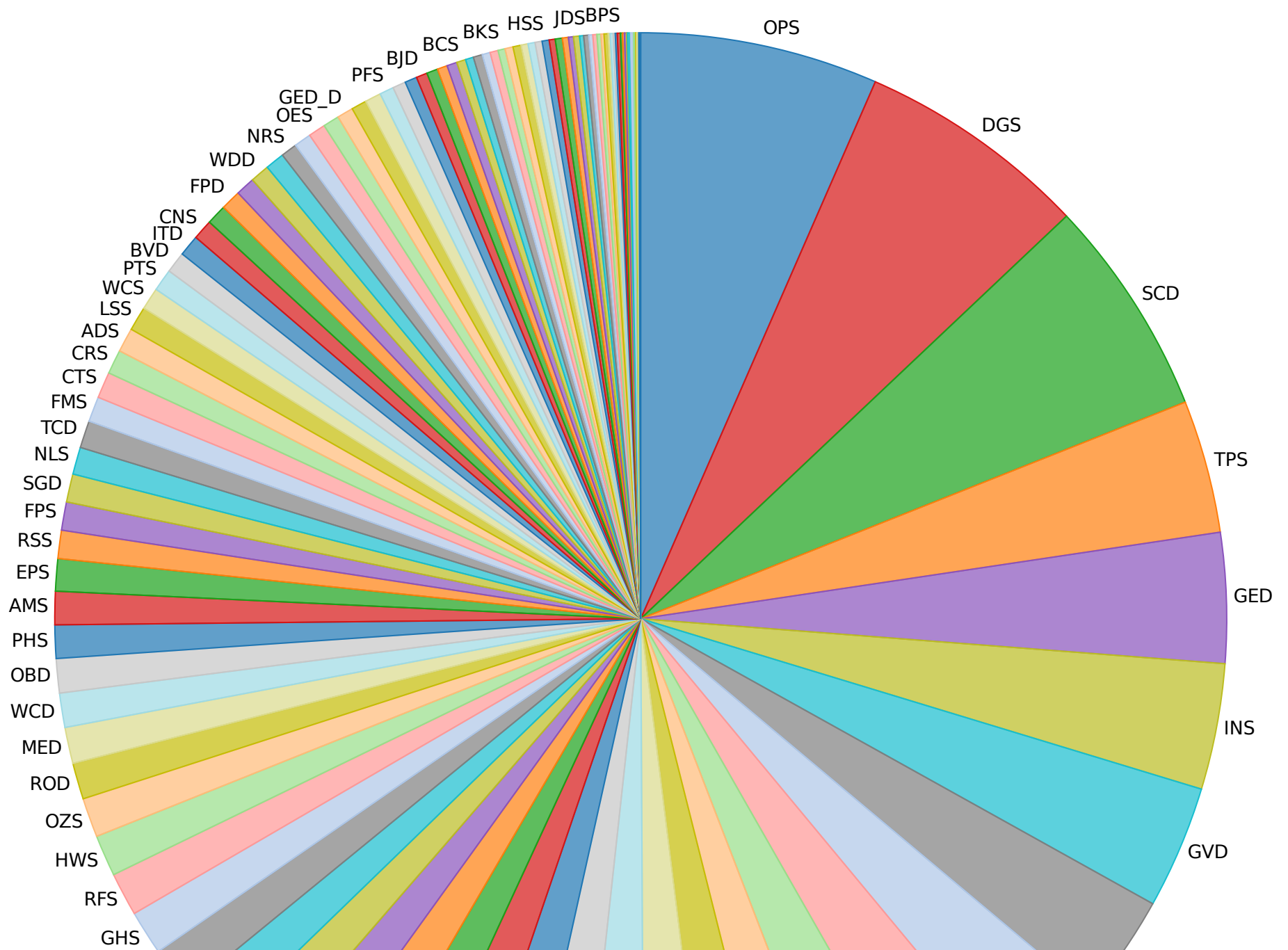


<b>Station Library</b>	<b>Transactions</b>	<b>% of Total</b>
<b>Total</b>	<b>1,039,105</b>	<b>100.00%</b>
OPS	67,845	6.53%
DGS	66,267	6.38%
SCD	62,670	6.03%
TPS	38,085	3.67%
GED	37,240	3.58%
INS	36,020	3.47%
GVD	35,360	3.40%
BLD	31,495	3.03%
WRS	29,612	2.85%
CSD	28,899	2.78%
OLS	24,772	2.38%
FRS	20,199	1.94%
LGS	20,188	1.94%
HDS	19,757	1.90%
WMS	18,787	1.81%
ADD	18,149	1.75%
VPD	18,120	1.74%
BDD	17,401	1.67%
GSD	15,989	1.54%
TFS	15,876	1.53%
ESS	14,634	1.41%
BFS	14,255	1.37%
BYS	14,064	1.35%
WVD	13,353	1.29%
GHS	12,915	1.24%
RFS	12,471	1.20%
HWS	11,575	1.11%
OZS	11,281	1.09%
ROD	10,456	1.01%
MED	10,340	1.00%
WCD	9,953	0.96%
OBD	9,767	0.94%
PHS	9,514	0.92%
AMS	9,438	0.91%
EPS	9,310	0.90%
RSS	8,188	0.79%
FPS	8,097	0.78%
SGD	8,048	0.77%
NLS	7,835	0.75%
TCD	7,587	0.73%
FMS	7,426	0.71%
CTS	7,253	0.70%
CRS	7,075	0.68%
ADS	7,024	0.68%
LSS	6,682	0.64%
WCS	6,577	0.63%



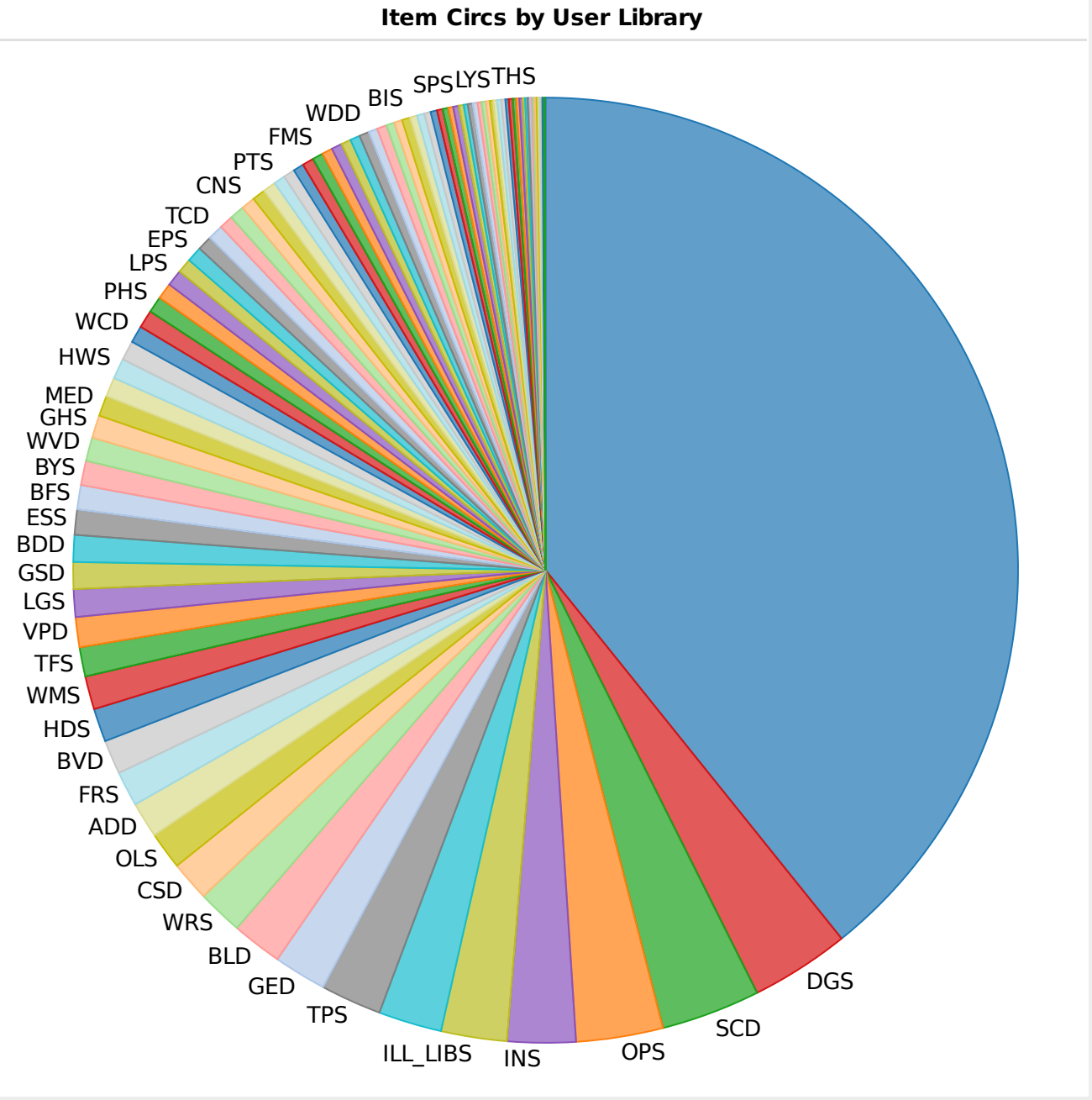
<b>Station Library</b>	<b>Transactions</b>	<b>% of Total</b>
PTS	6,184	0.60%
BVD	6,094	0.59%
ITD	6,084	0.59%
CNS	5,846	0.56%
CIS	5,698	0.55%
FPD	5,677	0.55%
EVS	5,668	0.55%
WDD	5,513	0.53%
MTS	5,245	0.50%
NRS	4,879	0.47%
LPS	4,878	0.47%
OES	4,793	0.46%
BIS	4,631	0.45%
GED_D	4,561	0.44%
GVD_D	4,508	0.43%
SHS	4,378	0.42%
PFS	4,050	0.39%
BVS	3,820	0.37%
MDS	3,436	0.33%
BJD	3,270	0.31%
BTD	3,062	0.29%
SCD_D	2,933	0.28%
GPS	2,914	0.28%
BCS	2,530	0.24%
SFS	2,521	0.24%
PPS	2,481	0.24%
CWS	2,291	0.22%
RPS	2,232	0.21%
BKS	2,218	0.21%
GWS	2,197	0.21%
INS_D	2,180	0.21%
CCS	2,073	0.20%
MPS	2,033	0.20%
WOS	1,998	0.19%
HSS	1,988	0.19%
BRS	1,932	0.19%
STS	1,916	0.18%
BBD	1,696	0.16%
SPS	1,613	0.16%
RGS	1,485	0.14%
BWS	1,413	0.14%
JDS	1,258	0.12%
LYS	1,201	0.12%
DGS_L	1,185	0.11%
MWS	1,081	0.10%
CHS	1,025	0.10%
HKS	971	0.09%

<b>Station Library</b>	<b>Transactions</b>	<b>% of Total</b>
PSS	766	0.07%
THS	689	0.07%
NUD	678	0.07%
KVD	663	0.06%
TBS	659	0.06%
BPS	614	0.06%
MCS	607	0.06%
SVS	510	0.05%
SWS	464	0.04%
MKS	452	0.04%
SAS	436	0.04%
DOS	432	0.04%
RDS	430	0.04%
PFS_D	331	0.03%
MAS	246	0.02%
TOD	244	0.02%
HAS	206	0.02%
BDD_L	203	0.02%
GED_L	187	0.02%
PCS	175	0.02%
OPS_LO	123	0.01%
CAS	100	0.01%
BVD_L	98	0.01%
BBS	93	0.01%
ILL_LIBS	92	0.01%
LGS_D	50	0.00%
SFS_LO	33	0.00%
OPS_LI	14	0.00%
SFS_LC	12	0.00%
MTS_L	5	0.00%
GJS_SD140	3	0.00%
ROS	1	0.00%



## Checkouts & Renewals from all SWAN Libraries

User Library	Transactions	% of Total
<b>Total</b>	<b>1,039,105</b>	<b>100.00%</b>
	407,222	39.19%
DGS	35,287	3.40%
SCD	35,241	3.39%
OPS	30,795	2.96%
INS	24,289	2.34%
ILL_LIBS	23,374	2.25%
GVD	22,496	2.16%
TPS	21,652	2.08%
GED	18,675	1.80%
BLD	17,913	1.72%
WRS	16,310	1.57%
CSD	14,101	1.36%
OLS	13,249	1.28%
ADD	12,715	1.22%
FRS	12,438	1.20%
BVD	12,028	1.16%
HDS	12,025	1.16%
WMS	11,700	1.13%
TFS	10,479	1.01%
VPD	10,463	1.01%
LGS	9,890	0.95%
GSD	9,718	0.94%
BDD	9,266	0.89%
ESS	8,986	0.86%
BFS	8,851	0.85%
BYS	8,515	0.82%
WVD	8,334	0.80%
GHS	8,023	0.77%
MED	7,376	0.71%
ROD	7,041	0.68%
HWS	6,971	0.67%
RFS	6,910	0.66%



User Library	Transactions	% of Total
<b>Total</b>	<b>1,039,105</b>	<b>100.00%</b>
	407,222	39.19%
DGS	35,287	3.40%
SCD	35,241	3.39%
OPS	30,795	2.96%
INS	24,289	2.34%
ILL_LIBS	23,374	2.25%
GVD	22,496	2.16%
TPS	21,652	2.08%
GED	18,675	1.80%
BLD	17,913	1.72%
WRS	16,310	1.57%
CSD	14,101	1.36%
OLS	13,249	1.28%
ADD	12,715	1.22%
FRS	12,438	1.20%
BVD	12,028	1.16%
HDS	12,025	1.16%
WMS	11,700	1.13%
TFS	10,479	1.01%
VPD	10,463	1.01%
LGS	9,890	0.95%
GSD	9,718	0.94%
BDD	9,266	0.89%
ESS	8,986	0.86%
BFS	8,851	0.85%
BYS	8,515	0.82%
WVD	8,334	0.80%
GHS	8,023	0.77%
MED	7,376	0.71%
ROD	7,041	0.68%
HWS	6,971	0.67%
RFS	6,910	0.66%
WCD	6,266	0.60%
SGD	6,178	0.59%
PHS	5,946	0.57%
RSS	5,750	0.55%
LPS	5,681	0.55%
OZS	5,370	0.52%
EPS	5,364	0.52%
FPS	5,292	0.51%
TCD	5,266	0.51%
ADS	5,083	0.49%
EVS	4,991	0.48%
CNS	4,903	0.47%
WCS	4,707	0.45%
AMS	4,532	0.44%

User Library	Transactions	% of Total
PTS	4,161	0.40%
NLS	3,966	0.38%
LSS	3,965	0.38%
CTS	3,852	0.37%
FMS	3,842	0.37%
CIS	3,775	0.36%
SHS	3,605	0.35%
OBD	3,588	0.35%
CRS	3,541	0.34%
WDD	3,401	0.33%
PFS	3,249	0.31%
ITD	3,226	0.31%
FPD	3,056	0.29%
NRS	2,824	0.27%
BIS	2,809	0.27%
MTS	2,765	0.27%
BVS	2,592	0.25%
GPS	2,305	0.22%
OES	2,223	0.21%
MDS	2,089	0.20%
PPS	1,948	0.19%
WOS	1,884	0.18%
SPS	1,773	0.17%
BCS	1,731	0.17%
CWS	1,704	0.16%
GWS	1,657	0.16%
STS	1,523	0.15%
MPS	1,518	0.15%
CCS	1,439	0.14%
CHS	1,428	0.14%
LYS	1,382	0.13%
SFS	1,364	0.13%
HSS	1,357	0.13%
JDS	1,349	0.13%
BKS	1,316	0.13%
RGS	1,304	0.13%
BWS	1,201	0.12%
RPS	1,138	0.11%
BRS	1,088	0.10%
MWS	1,043	0.10%
MCS	915	0.09%
MKS	687	0.07%
NUD	678	0.07%
DOS	600	0.06%
HKS	559	0.05%
THS	540	0.05%
HAS	529	0.05%

<b>User Library</b>	<b>Transactions</b>	<b>% of Total</b>
PSS	513	0.05%
KVD	488	0.05%
SVS	402	0.04%
RDS	321	0.03%
SAS	315	0.03%
BPS	261	0.03%
TOD	161	0.02%
MAS	141	0.01%
ROS	113	0.01%
PCS	109	0.01%
CAS	103	0.01%
PFS_D	14	0.00%
SWS	10	0.00%
GJS_SD140	3	0.00%

