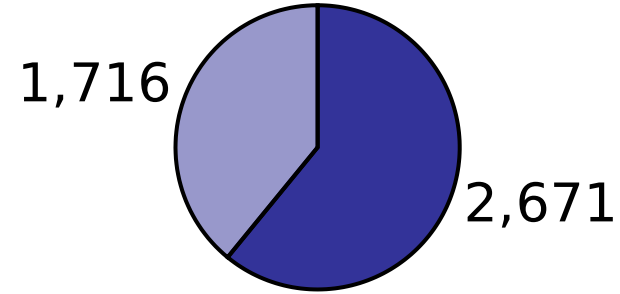


Item Library

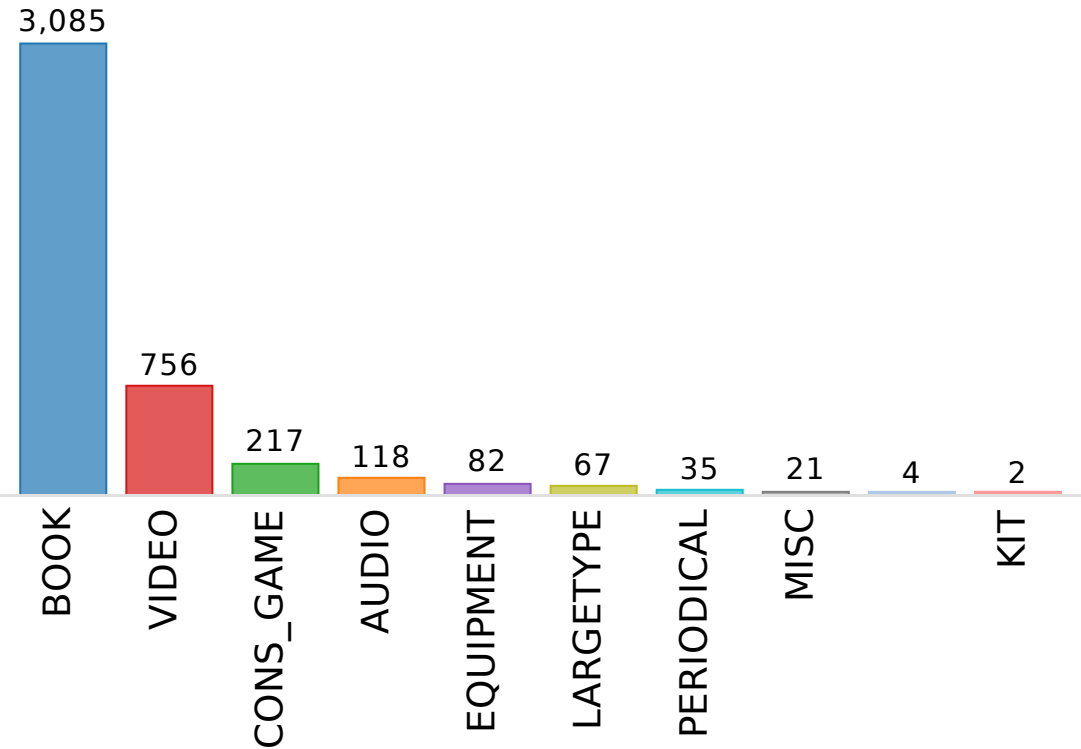
NRS

Checkouts & Renewals of Your Items

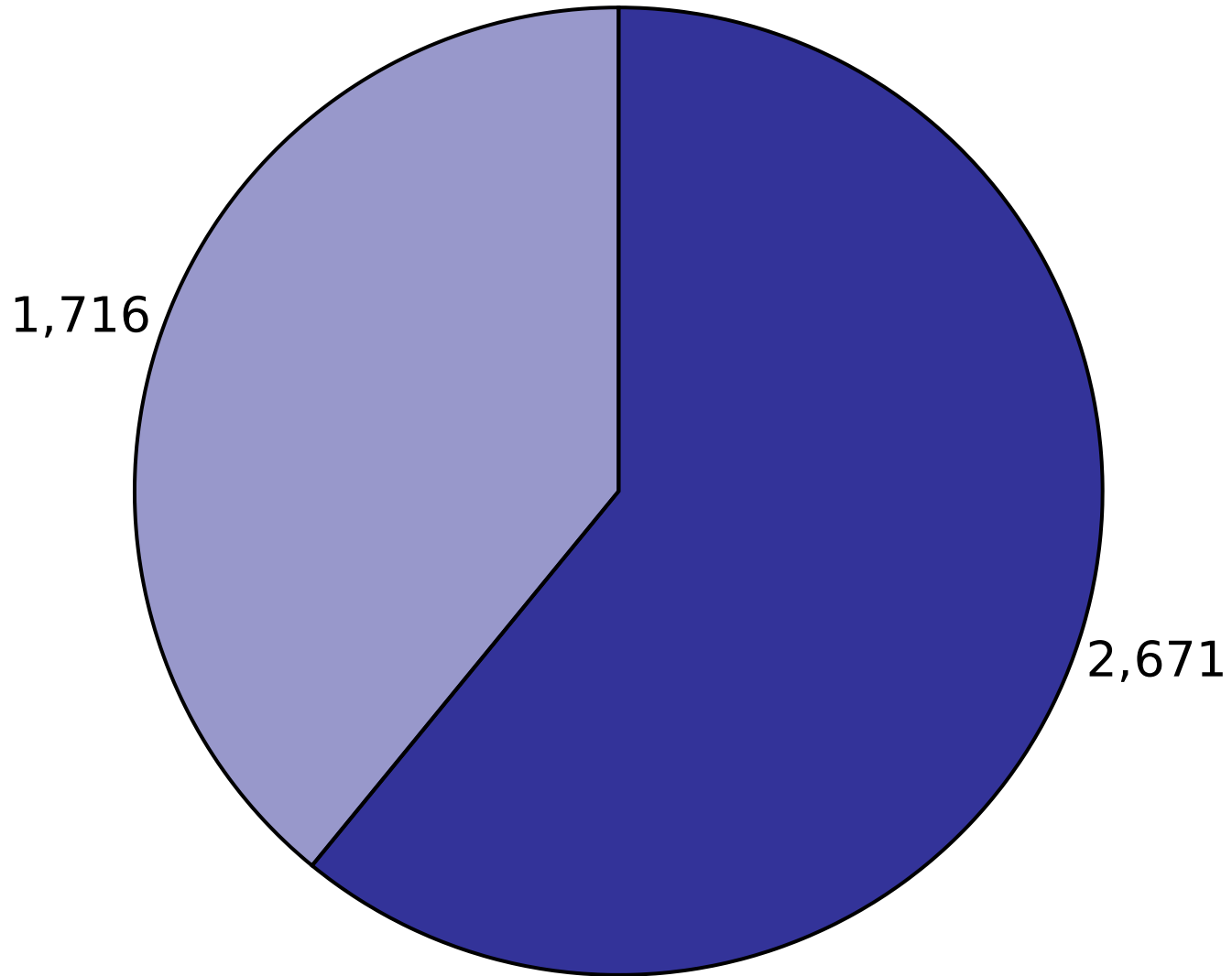
Trans Stat Command Desc	Transactions	% of Total
Total	4,387	100.00%
Charge Item Part B	2,671	60.88%
Renew Item	1,716	39.12%



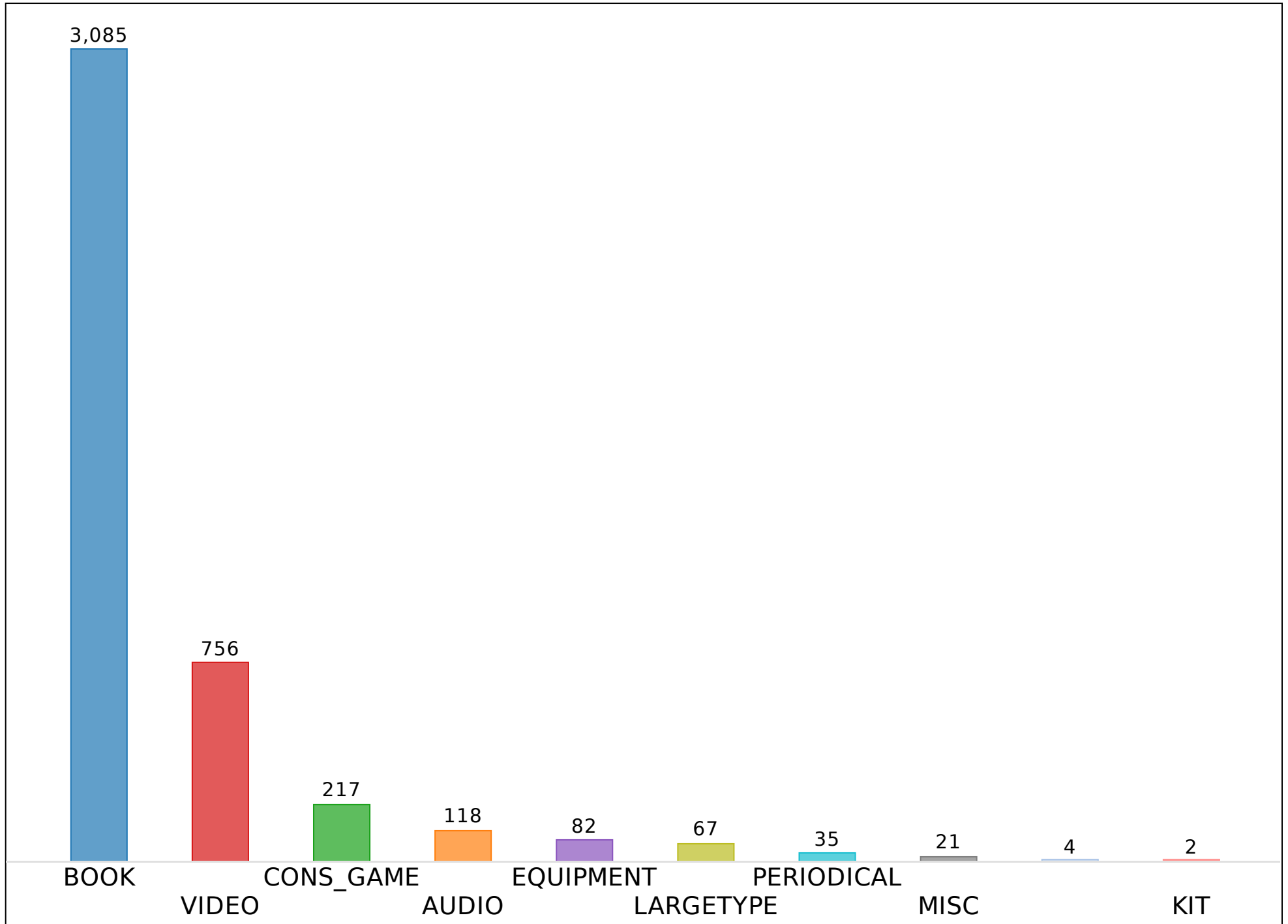
Item Cat1	Transactions	% of Total
Total	4,387	100.00%
BOOK	3,085	70.32%
VIDEO	756	17.23%
CONS_GAME	217	4.95%
AUDIO	118	2.69%
EQUIPMENT	82	1.87%
LARGETYPE	67	1.53%
PERIODICAL	35	0.80%
MISC	21	0.48%
	4	0.09%
KIT	2	0.05%



Trans Stat Command Desc	Transactions	% of Total
Total	4,387	100.00%
<i>Charge Item Part B</i>	2,671	60.88%
<i>Renew Item</i>	1,716	39.12%



Item Cat1	Transactions	% of Total
Total	4,387	100.00%
BOOK	3,085	70.32%
VIDEO	756	17.23%
CONS_GAME	217	4.95%
AUDIO	118	2.69%
EQUIPMENT	82	1.87%
LARGETYPE	67	1.53%
PERIODICAL	35	0.80%
MISC	21	0.48%
	4	0.09%
KIT	2	0.05%



Item Library

NRS

Checkouts & Renewals of Your Items

Item Type	Transactions	% of Total
Total	4,387	100.00%
BOOK	2,609	59.47%
BOOK_NEW	518	11.81%
DVD_FEAT	389	8.87%
CONSOLEGAM	158	3.60%
DVD_NEWFEA	124	2.83%
DVD_BOXSET	85	1.94%
CONSOLENEW	60	1.37%
BLURAY_FEA	58	1.32%
CD_AUDIO	44	1.00%
LARGETYPE	43	0.98%
DVD	40	0.91%
PERIODICAL	35	0.80%
TOY	34	0.78%
DVD_BOXNEW	27	0.62%
EQUIPMENT	27	0.62%
BLURAY_NFE	23	0.52%
EQUIPMENTC	21	0.48%
LARGETYPEN	21	0.48%
REALIA	21	0.48%
CD_SPOKEN	18	0.41%
PAPERBACK	12	0.27%
DVD_FEAT_J	6	0.14%
CD_SPOKNEW	5	0.11%
DVD_NEWFEJ	4	0.09%
KIT_J	2	0.05%
BOOK_J	1	0.02%

Item Home Location	Transactions	% of Total
Total	4,387	100.00%
STACKS_JUV	1,849	42.15%
STACKS	1,491	33.99%
NEW_ADULT	456	10.39%
YOUNGADULT	263	5.99%
NEW_JUV	249	5.68%
NEW_YA	74	1.69%
ILL_IN	4	0.09%
STORAGE	1	0.02%

Item Type	Transactions	% of Total
Total	4,387	100.00%
BOOK	2,609	59.47%
BOOK_NEW	518	11.81%
DVD_FEAT	389	8.87%
CONSOLEGAM	158	3.60%
DVD_NEWFEA	124	2.83%
DVD_BOXSET	85	1.94%
CONSOLENEW	60	1.37%
BLURAY_FEA	58	1.32%
CD_AUDIO	44	1.00%
LARGETYPE	43	0.98%
DVD	40	0.91%
PERIODICAL	35	0.80%
TOY	34	0.78%
DVD_BOXNEW	27	0.62%
EQUIPMENT	27	0.62%
BLURAY_NFE	23	0.52%
EQUIPMENTC	21	0.48%
LARGETYPEN	21	0.48%
REALIA	21	0.48%
CD_SPOKEN	18	0.41%
PAPERBACK	12	0.27%
DVD_FEAT_J	6	0.14%
CD_SPOKNEW	5	0.11%
DVD_NEWFEJ	4	0.09%
KIT_J	2	0.05%
BOOK_J	1	0.02%
CD_NEW	1	0.02%
NS_ILL_VID	1	0.02%

Item Home Location	Transactions	% of Total
Total	4,387	100.00%
STACKS_JUV	1,849	42.15%
STACKS	1,491	33.99%
NEW_ADULT	456	10.39%
YOUNGADULT	263	5.99%
NEW_JUV	249	5.68%
NEW_YA	74	1.69%
ILL_IN	4	0.09%
STORAGE	1	0.02%

Item Library

NRS

Checkouts & Renewals of Your Items

User Library	Trans Stat User Profile Name	Transactions	% of Total
Total		4,387	100.00%
NRS	NRS_ADULT	2,246	51.20%
	NRS_JUV	454	10.35%
RSS	RSS_ADULT	287	6.54%
BYS	BYS_ADULT	183	4.17%
BFS	BFS_PATRON	100	2.28%
FPS	FPS_ADULT	89	2.03%
OPS	OPS_PATRON	82	1.87%
WCS	WCS_PATRON	51	1.16%
ILL_LIBS	CHICAGO_P	50	1.14%
MWS	MWS_ADULT	43	0.98%
CIS	CIS_JUV	41	0.93%
GVD	GVD_PATRON	28	0.64%
SGD	SGD_PATRON	27	0.62%
CIS	CIS_ADULT	26	0.59%
DGS	DGS_PATRON	26	0.59%
INS	INS_PATRON	26	0.59%
RSS	RSS_JUV	25	0.57%
SCD	SCD_PATRON	25	0.57%
TPS	TPS_PATRON	25	0.57%
LPS	LPS_PATRON	22	0.50%
EPS	EPS_PATRON	21	0.48%
BLD	BLD_PATRON	20	0.46%
GED	GED_PATRON	20	0.46%
BFS	BFS_TEACH	17	0.39%
CSD	CSD_PATRON	16	0.36%
WRS	WRS_PATRON	16	0.36%

User Library	Trans Stat User Profile Name	Transactions	% of Total
Total		4,387	100.00%
NRS	NRS_ADULT	2,246	51.20%
	NRS_JUV	454	10.35%
RSS	RSS_ADULT	287	6.54%
BYS	BYS_ADULT	183	4.17%
BFS	BFS_PATRON	100	2.28%
FPS	FPS_ADULT	89	2.03%
OPS	OPS_PATRON	82	1.87%
WCS	WCS_PATRON	51	1.16%
ILL_LIBS	CHICAGO_P	50	1.14%
MWS	MWS_ADULT	43	0.98%
CIS	CIS_JUV	41	0.93%
GVD	GVD_PATRON	28	0.64%
SGD	SGD_PATRON	27	0.62%
CIS	CIS_ADULT	26	0.59%
DGS	DGS_PATRON	26	0.59%
INS	INS_PATRON	26	0.59%
RSS	RSS_JUV	25	0.57%
SCD	SCD_PATRON	25	0.57%
TPS	TPS_PATRON	25	0.57%
LPS	LPS_PATRON	22	0.50%
EPS	EPS_PATRON	21	0.48%
BLD	BLD_PATRON	20	0.46%
GED	GED_PATRON	20	0.46%
BFS	BFS_TEACH	17	0.39%
CSD	CSD_PATRON	16	0.36%
WRS	WRS_PATRON	16	0.36%
FMS	FMS_PATRON	15	0.34%
LGS	LGS_PATRON	15	0.34%
TFS	TFS_PATRON	15	0.34%
WMS	WMS_PATRON	14	0.32%
RFS	RFS_ADULT	13	0.30%
ADD	ADD_ADULT	11	0.25%
AMS	AMS_PATRON	11	0.25%
FRS	FRS_PATRON	11	0.25%
GHS	GHS_PATRON	11	0.25%
MPS	MPS_ADULT	11	0.25%
BYS	BYS_JUV	10	0.23%
ILL_LIBS	NONSWAN_RB	10	0.23%
BDD	BDD_PATRON	9	0.21%
NLS	NLS_PATRON	9	0.21%
ROD	ROD_PATRON	9	0.21%
SFS	SFS_ADULT	9	0.21%

User Library	Trans Stat User Profile Name	Transactions	% of Total
WCD	WCD_PATRON	9	0.21%
ESS	ESS_ADULT	8	0.18%
HDS	HDS_ADULT	8	0.18%
VPD	VPD_PATRON	8	0.18%
CNS	CNS_PATRON	7	0.16%
HWS	HWS_PATRON	7	0.16%
OBD	OBD_PATRON	7	0.16%
OZS	OPS_PATRON	7	0.16%
PPS	PPS_ADULT	7	0.16%
TCD	TCD_PATRON	7	0.16%
ADS	ADS_ADULT	6	0.14%
OLS	OLS_PATRON	6	0.14%
VPD	VPD_OAKTER	6	0.14%
MED	MED_USER	5	0.11%
OES	OPS_PATRON	5	0.11%
BVD	BVD_PATRON	4	0.09%
CWS	CWS_ADULT	4	0.09%
DGS	DGS_STAFF	4	0.09%
GPS	GPS_PATRON	4	0.09%
INS	INS_NONRES	4	0.09%
LYS	LYS_ADULT	4	0.09%
PHS	PHS_PATRON	4	0.09%
PTS	PTS_PATRON	4	0.09%
WVD	WVD_PATRON	4	0.09%
BCS	BCS_PATRON	3	0.07%
BDD	BDD_JUVY	3	0.07%
BWS	BWS_ADULT	3	0.07%
CTS	CTS_PATRON	3	0.07%
EVS	EVS_PATRON	3	0.07%
FRS	FRS_STAFF	3	0.07%
GED	GED_NRPAT	3	0.07%
GSD	GSD_ADULT	3	0.07%
GVD	GVD_STAFF	3	0.07%
HSS	HSS_PATRON	3	0.07%
OLS	OLS_SENIOR	3	0.07%
BLD	BLD_EXEMPT	2	0.05%
BRS	BRS_ADULT	2	0.05%
BYS	BYS_TEACH	2	0.05%
FPD	FPD_STAFF	2	0.05%
HAS	HAS_ADULT	2	0.05%
LSS	LSS_ADULT	2	0.05%
	LSS_SENIOR	2	0.05%
MCS	MCS_ADULT	2	0.05%

User Library	Trans Stat User Profile Name	Transactions	% of Total
PFS	PFS_PATRON	2	0.05%
RGS	RGS_ADULT	2	0.05%
SCD	OUTREACH	2	0.05%
	SCD_EXEMPT	2	0.05%
	SCD_NONRES	2	0.05%
	SCD_STUDNT	2	0.05%
SPS	SPS_PATRON	2	0.05%
STS	STS_PATRON	2	0.05%
TPS	TPS_JUV	2	0.05%
ADD	ADD_JUV	1	0.02%
BCS	BCS_STAFF	1	0.02%
BIS	BIS_ADULT	1	0.02%
BKS	BKS_PATRON	1	0.02%
BPS	BPS_PATRON	1	0.02%
BVD	BVD_PROFES	1	0.02%
CRS	CRS_PATRON	1	0.02%
CTS	CTS_BOARD	1	0.02%
DGS	DGS_BUSNES	1	0.02%
EPS	EPS_JUV	1	0.02%
FPD	FPD_JUVPAT	1	0.02%
	FPD_PATRON	1	0.02%
FRS	FRS_YOUTH	1	0.02%
GVD	GVD_GOLD	1	0.02%
	GVD_JUV	1	0.02%
GWS	GWS_ADULT	1	0.02%
HDS	HDS_JUV	1	0.02%
HKS	HKS_PATRON	1	0.02%
INS	OUTREACH	1	0.02%
ITD	ITD_PATRON	1	0.02%
LYS	LYS_JUV	1	0.02%
MDS	MDS_PATRON	1	0.02%
MKS	MKS_PATRON	1	0.02%
NRS	NRSCIRCSR	1	0.02%
RPS	RPS_PATRON	1	0.02%
RSS	INTACC_MED	1	0.02%
SAS	SAS_ADULT	1	0.02%
SPS	SPS_ADULT	1	0.02%
WCD	WCD_JUV	1	0.02%
	WCD_NONRES	1	0.02%
WDD	WDD_PATRON	1	0.02%
WOS	WOS_ADULT	1	0.02%

Item Library

NRS

Checkouts & Renewals of Your Items

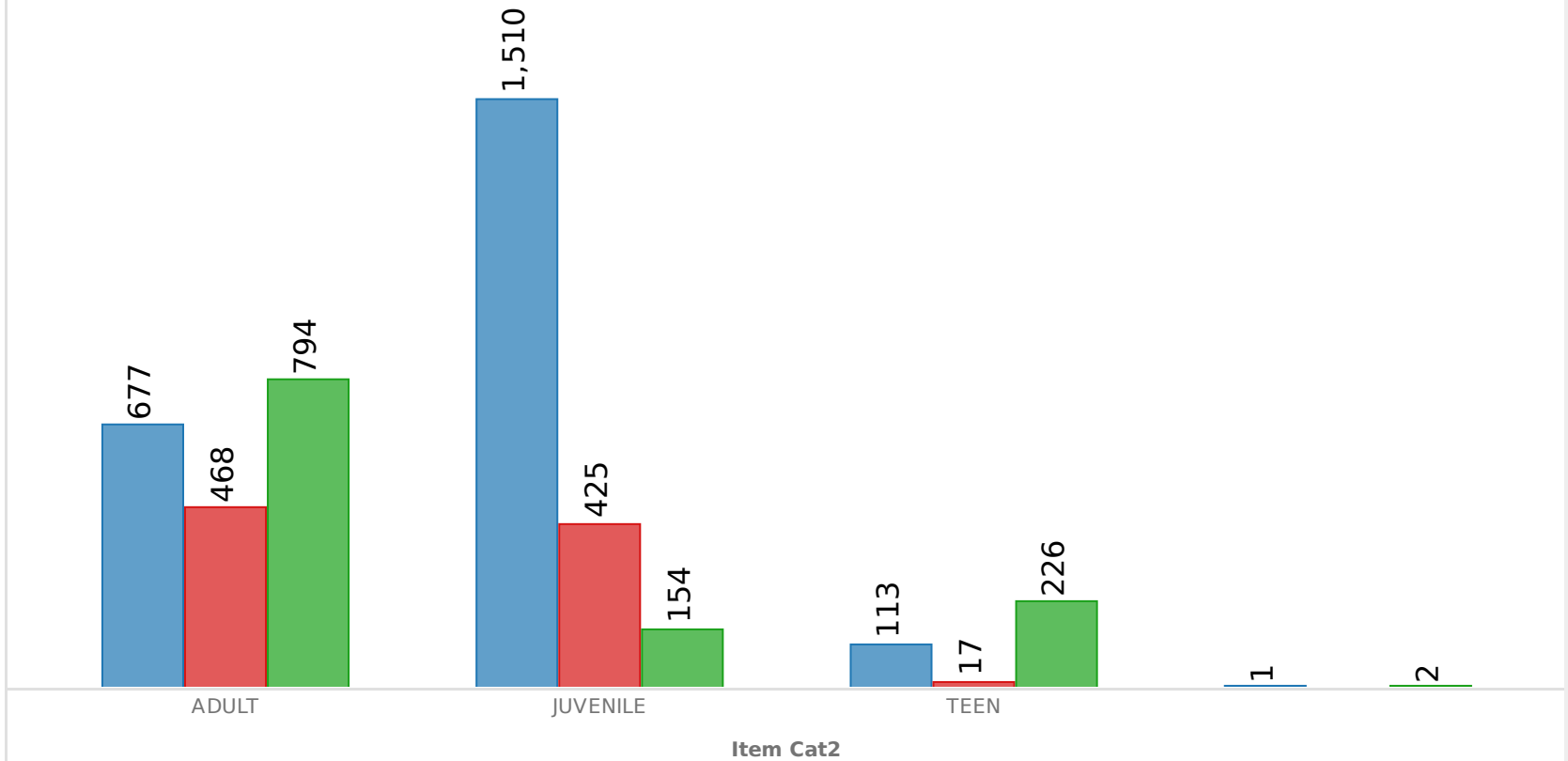
Item Cat2	Transactions	% of Total
ADULT	1,939	44.20%
JUVENILE	2,089	47.62%
TEEN	356	8.11%
	3	0.07%
Total	4,387	100.00%

Item Cat3	Transactions	% of Total
FICTION	2,301	52.45%
NONFICTION	910	20.74%
	1,176	26.81%
Total	4,387	100.00%

Circs by Cat2 & Cat3

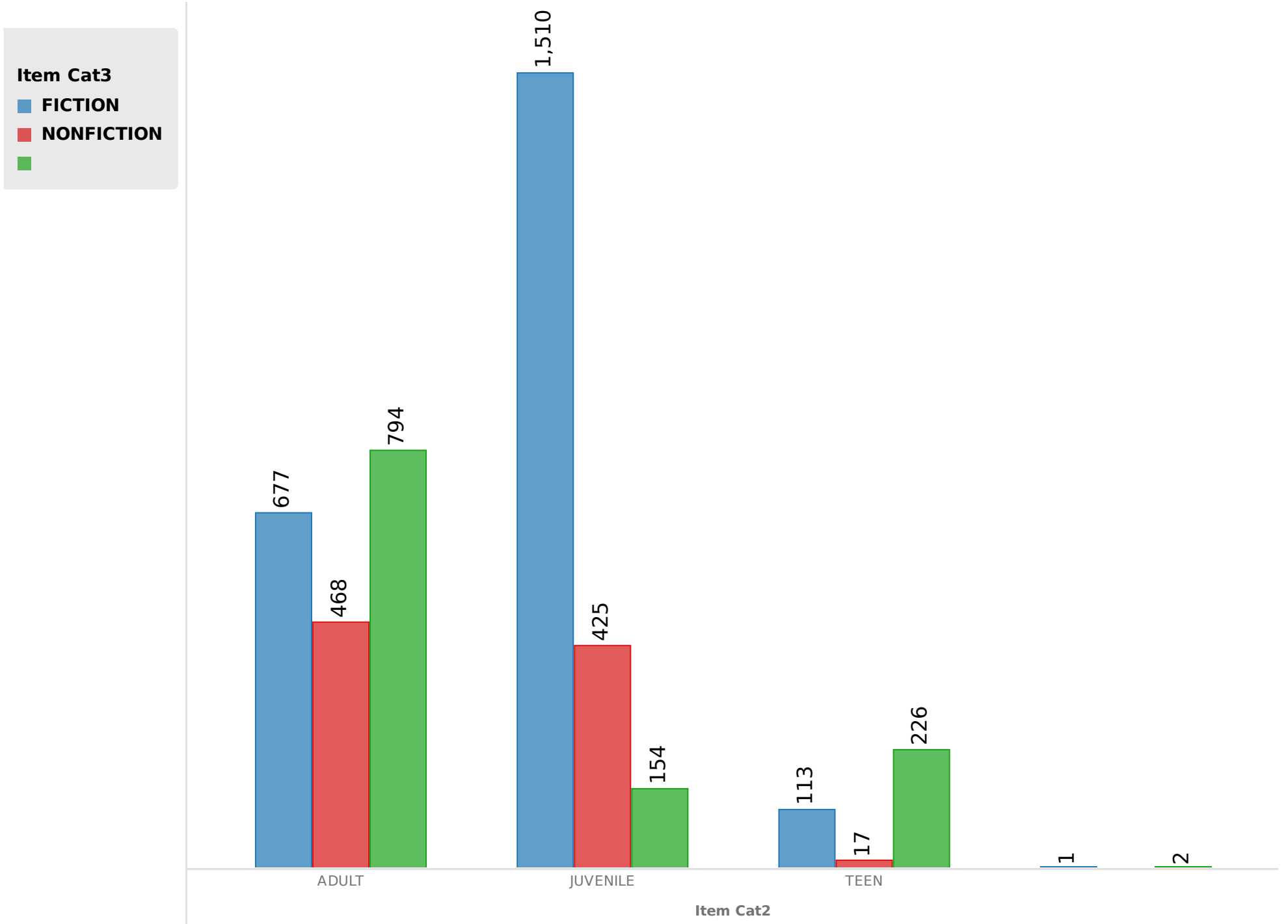
Item Cat3

- FICTION
- NONFICTION
-



Item Cat2	Transactions	% of Total
ADULT	1,939	44.20%
JUVENILE	2,089	47.62%
TEEN	356	8.11%
	3	0.07%
Total	4,387	100.00%

Item Cat3	Transactions	% of Total
FICTION	2,301	52.45%
NONFICTION	910	20.74%
	1,176	26.81%
Total	4,387	100.00%

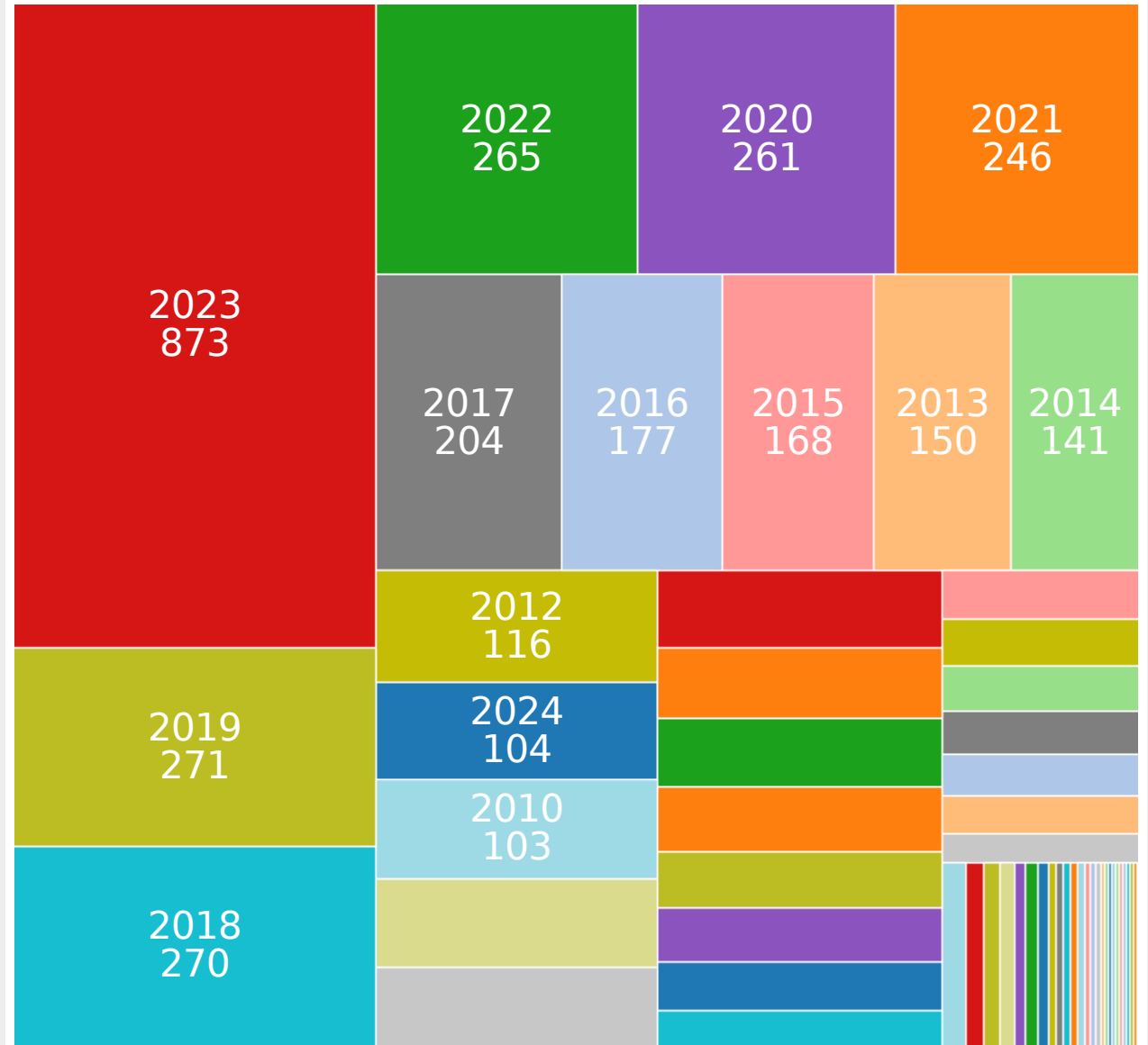


Item Library

NRS

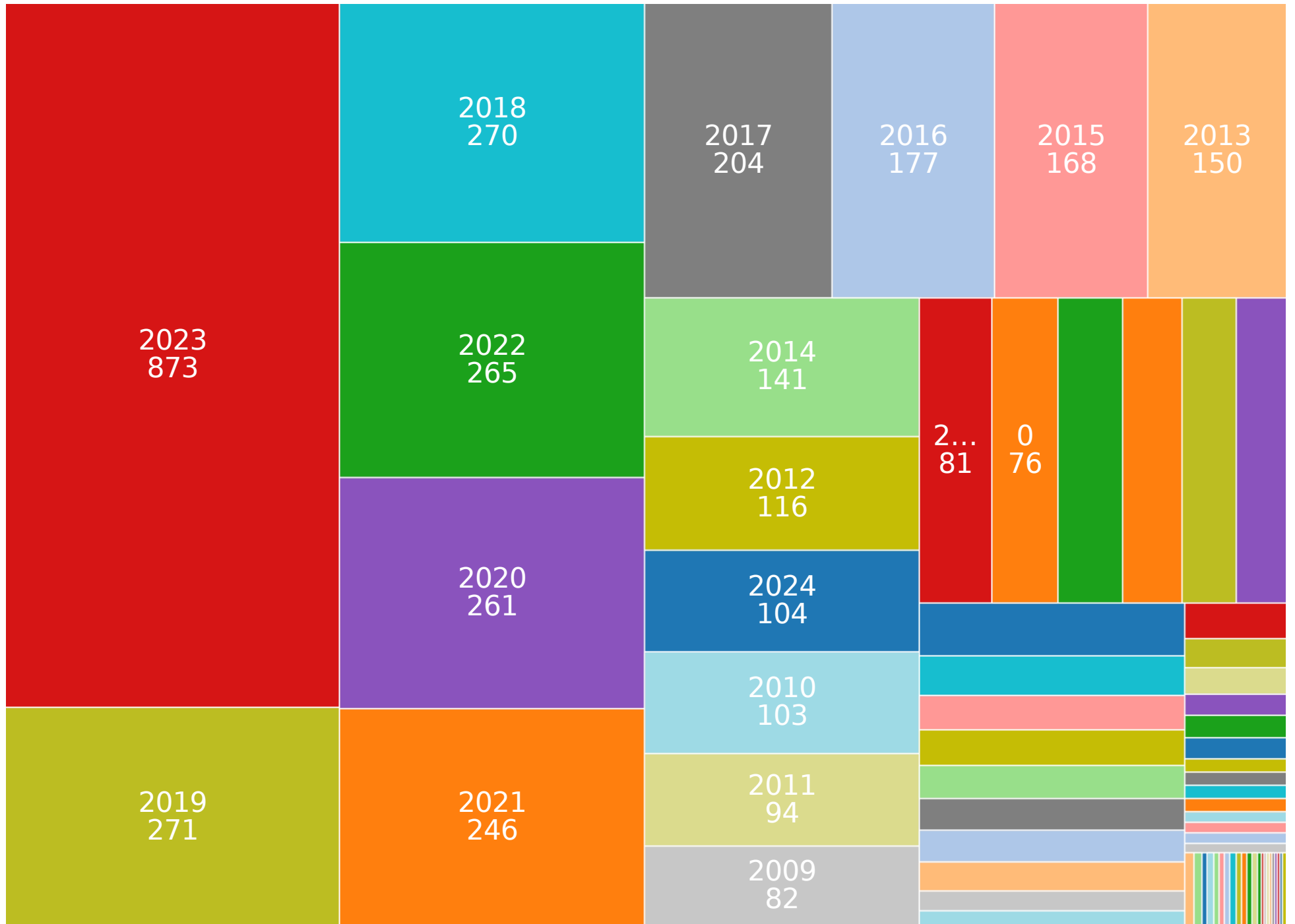
Checkouts & Renewals of Your Items

Publication Year	Transactions	% of Total
Total	4,387	100.00%
2023	873	19.90%
2019	271	6.18%
2018	270	6.15%
2022	265	6.04%
2020	261	5.95%
2021	246	5.61%
2017	204	4.65%
2016	177	4.03%
2015	168	3.83%
2013	150	3.42%
2014	141	3.21%
2012	116	2.64%
2024	104	2.37%
2010	103	2.35%
2011	94	2.14%
2009	82	1.87%
2007	81	1.85%
0	76	1.73%
2006	73	1.66%
2005	68	1.55%
2003	61	1.39%
2004	56	1.28%
2008	52	1.19%
2002	38	0.87%
1999	35	0.80%
1996	34	0.78%
1998	33	0.75%
2001	32	0.73%



Publication Year	Transactions	% of Total
Total	4,387	100.00%
2023	873	19.90%
2019	271	6.18%
2018	270	6.15%
2022	265	6.04%
2020	261	5.95%
2021	246	5.61%
2017	204	4.65%
2016	177	4.03%
2015	168	3.83%
2013	150	3.42%
2014	141	3.21%
2012	116	2.64%
2024	104	2.37%
2010	103	2.35%
2011	94	2.14%
2009	82	1.87%
2007	81	1.85%
0	76	1.73%
2006	73	1.66%
2005	68	1.55%
2003	61	1.39%
2004	56	1.28%
2008	52	1.19%
2002	38	0.87%
1999	35	0.80%
1996	34	0.78%
1998	33	0.75%
2001	32	0.73%
2000	31	0.71%
1997	28	0.64%
1993	20	0.46%
1994	15	0.34%
1991	13	0.30%
1987	11	0.25%
1995	10	0.23%
1988	8	0.18%
1990	8	0.18%
1992	8	0.18%
1950	5	0.11%
1985	5	0.11%
1986	5	0.11%
1989	5	0.11%
1978	4	0.09%
1983	4	0.09%
1984	4	0.09%
1977	3	0.07%

Publication Year	Transactions	% of Total
1981	3	0.07%
1982	3	0.07%
1924	2	0.05%
1936	2	0.05%
1957	2	0.05%
1959	2	0.05%
1962	2	0.05%
1967	2	0.05%
1968	2	0.05%
1970	2	0.05%
1971	2	0.05%
1979	2	0.05%
1839	1	0.02%
1916	1	0.02%
1934	1	0.02%
1937	1	0.02%
1954	1	0.02%
1966	1	0.02%
1969	1	0.02%
1973	1	0.02%
1976	1	0.02%
1980	1	0.02%



Station Library

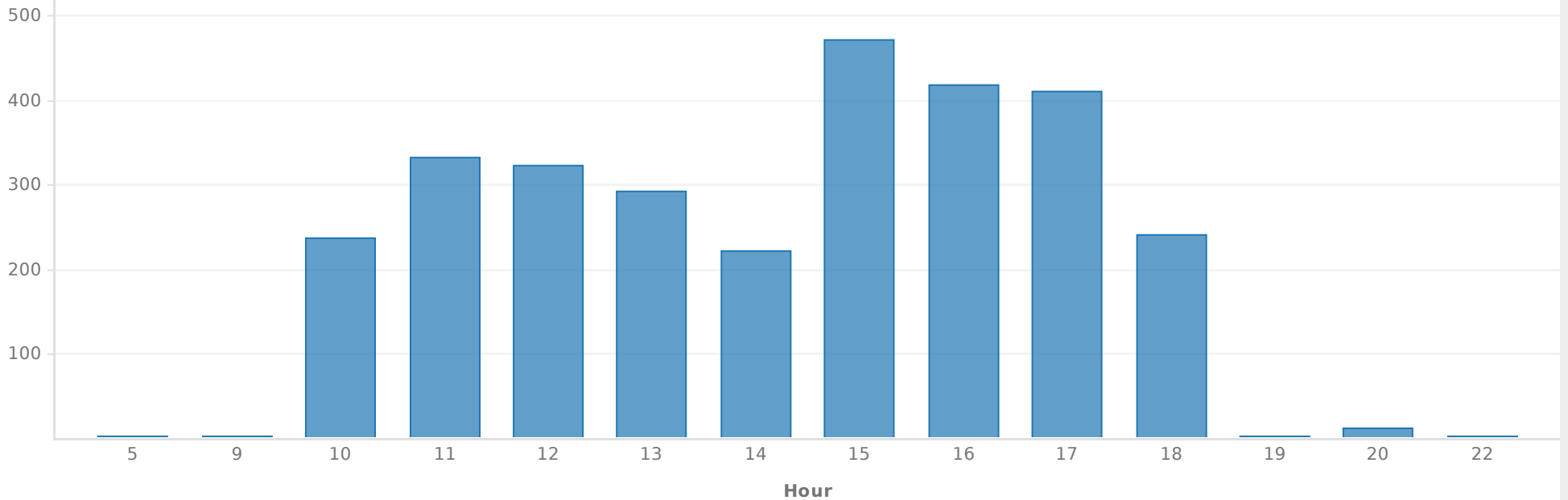
NRS

Checkouts & Renewals at Your Library

Trans Stat Command Desc	Transactions	% of Total
Total	4,593	100.00%
Charge Item Part B	2,777	60.46%
Renew Item	1,816	39.54%

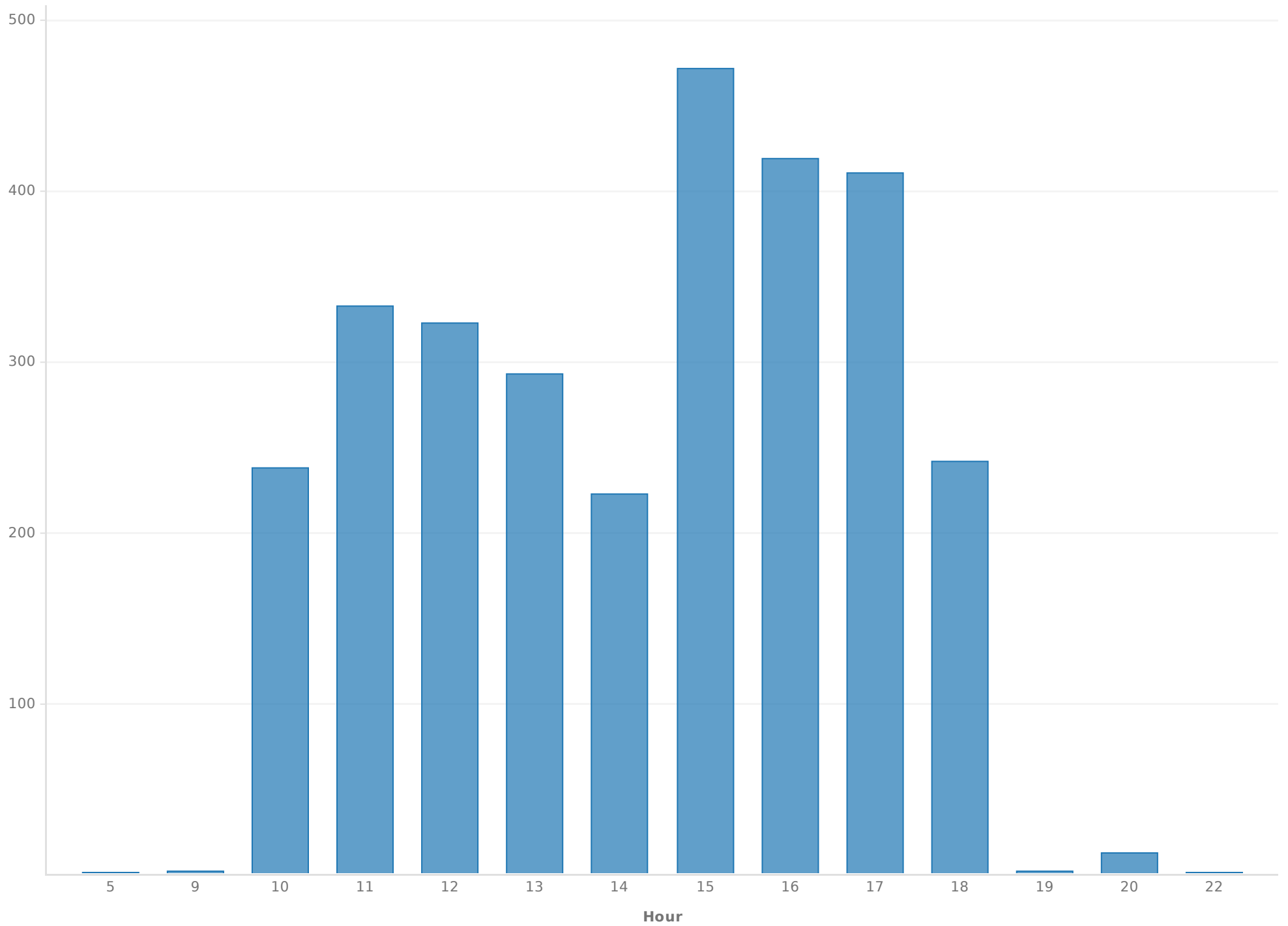
Trans Stat Station Login User Access	Transactions	% of Total
Total	4,593	100.00%
NRSCIRCSR	1,625	35.38%
AUTORENEW	1,620	35.27%
SIPCHK	774	16.85%
NRSTECHSR	556	12.11%
PUBLIC	18	0.39%

Average Transactions per Hour



Trans Stat Command Desc	Transactions	% of Total
Total	4,593	100.00%
Charge Item Part B	2,777	60.46%
Renew Item	1,816	39.54%

Trans Stat Station Login User Access	Transactions	% of Total
Total	4,593	100.00%
NRSCIRCSR	1,625	35.38%
AUTORENEW	1,620	35.27%
SIPCHK	774	16.85%
NRSTECHSR	556	12.11%
PUBLIC	18	0.39%



Station Library

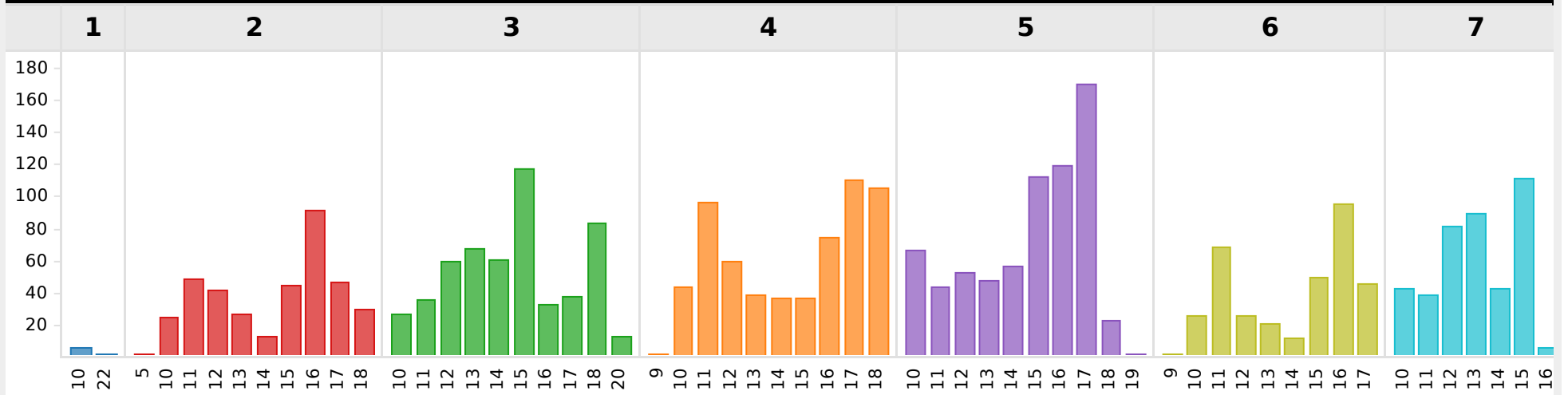
NRS

Checkouts & Renewals at Your Library

Trans Stat Dow	Transactions	% of Total
Sunday	7	0.24%
Monday	370	12.45%
Tuesday	537	18.06%
Wednesday	604	20.32%
Thursday	695	23.38%
Friday	346	11.64%
Saturday	414	13.93%

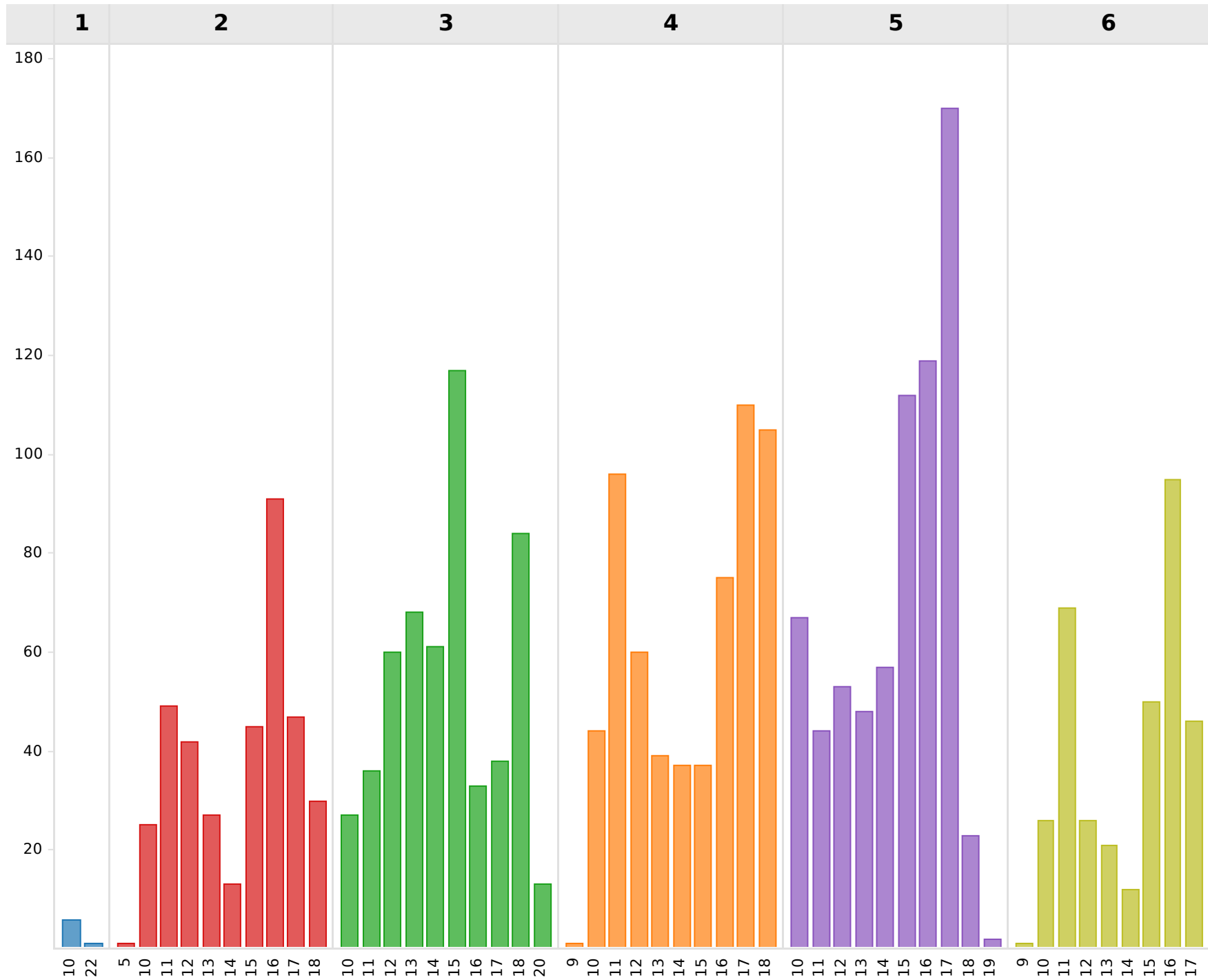
Hour	Transactions	% of Total
9	2	0.07%
10	238	8.01%
11	333	11.21%
12	323	10.87%
13	293	9.86%
14	223	7.51%
15	472	15.89%
16	419	14.10%
17	411	13.83%
18	242	8.15%
19	2	0.07%
20	13	0.44%

Circs by Hour and Day

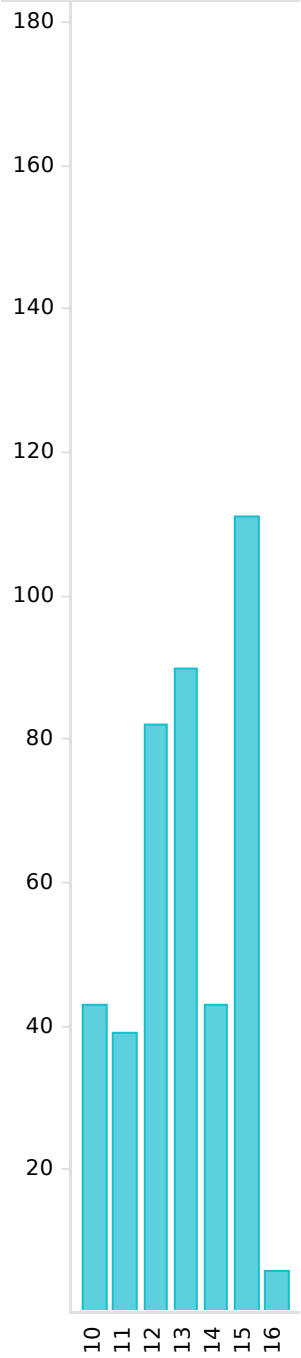


Trans Stat Dow	Transactions	% of Total
Sunday	7	0.24%
Monday	370	12.45%
Tuesday	537	18.06%
Wednesday	604	20.32%
Thursday	695	23.38%
Friday	346	11.64%
Saturday	414	13.93%

Hour	Transactions	% of Total
9	2	0.07%
10	238	8.01%
11	333	11.21%
12	323	10.87%
13	293	9.86%
14	223	7.51%
15	472	15.89%
16	419	14.10%
17	411	13.83%
18	242	8.15%
19	2	0.07%
20	13	0.44%



7



Station Library

NRS

Checkouts & Renewals at Your Library

Library Users at Your Library

User Library	Transactions	% of Total
Total	2,973	100.00%
NRS	2,324	78.17%
RSS	225	7.57%
BYS	108	3.63%
BFS	64	2.15%
FPS	63	2.12%
MWS	35	1.18%
CIS	28	0.94%
ILL_LIBS	23	0.77%
EPS	17	0.57%
OPS	16	0.54%
LPS	12	0.40%
WCS	12	0.40%
SFS	10	0.34%
ADD	6	0.20%
LGS	6	0.20%
RFS	5	0.17%
LYS	4	0.13%
MPS	4	0.13%
NLS	3	0.10%
AMS	2	0.07%
BRS	2	0.07%
BWS	1	0.03%
OLS	1	0.03%
RGS	1	0.03%
WRS	1	0.03%

Library Items at Your Library

Item Library	Transactions	% of Total
Total	2,973	100.00%
NRS	2,356	79.25%
SCD	29	0.98%
BLD	24	0.81%
OLS	22	0.74%
TFS	22	0.74%
LGS	17	0.57%
OPS	17	0.57%
TPS	17	0.57%
WRS	16	0.54%
BDD	15	0.50%
ESS	15	0.50%
VPD	14	0.47%
AMS	13	0.44%
DGS	13	0.44%
BYS	12	0.40%
WDD	12	0.40%
BFS	11	0.37%
GED	11	0.37%
WVD	11	0.37%
BVS	10	0.34%
HDS	10	0.34%
INS	10	0.34%

User Library	Transactions	% of Total
Total	2,973	100.00%
NRS	2,324	78.17%
RSS	225	7.57%
BYS	108	3.63%
BFS	64	2.15%
FPS	63	2.12%
MWS	35	1.18%
CIS	28	0.94%
ILL_LIBS	23	0.77%
EPS	17	0.57%
OPS	16	0.54%
LPS	12	0.40%
WCS	12	0.40%
SFS	10	0.34%
ADD	6	0.20%
LGS	6	0.20%
RFS	5	0.17%
LYS	4	0.13%
MPS	4	0.13%
NLS	3	0.10%
AMS	2	0.07%
BRS	2	0.07%
BWS	1	0.03%
OLS	1	0.03%
RGS	1	0.03%
WRS	1	0.03%

Item Library	Transactions	% of Total
Total	2,973	100.00%
NRS	2,356	79.25%
SCD	29	0.98%
BLD	24	0.81%
OLS	22	0.74%
TFS	22	0.74%
LGS	17	0.57%
OPS	17	0.57%
TPS	17	0.57%
WRS	16	0.54%
BDD	15	0.50%
ESS	15	0.50%
VPD	14	0.47%
AMS	13	0.44%
DGS	13	0.44%
BYS	12	0.40%
WDD	12	0.40%
BFS	11	0.37%
GED	11	0.37%
WVD	11	0.37%
BVS	10	0.34%
HDS	10	0.34%
INS	10	0.34%
MED	10	0.34%
WMS	10	0.34%
ADD	9	0.30%
GVD	9	0.30%
NLS	9	0.30%
RFS	9	0.30%
CIS	8	0.27%
FPD	8	0.27%
MTS	8	0.27%
PTS	8	0.27%
FPS	7	0.24%
GSD	7	0.24%
HWS	7	0.24%
LSS	7	0.24%
RSS	7	0.24%
ADS	6	0.20%

Item Library	Transactions	% of Total
CNS	6	0.20%
CSD	6	0.20%
CTS	6	0.20%
DOS	6	0.20%
EVS	6	0.20%
OBD	6	0.20%
PHS	6	0.20%
RPS	6	0.20%
GHS	5	0.17%
ITD	5	0.17%
ROD	5	0.17%
BIS	4	0.13%
BKS	4	0.13%
BVD	4	0.13%
CCS	4	0.13%
CHS	4	0.13%
JDS	4	0.13%
TCD	4	0.13%
TOD	4	0.13%
WCD	4	0.13%
WCS	4	0.13%
BCS	3	0.10%
BWS	3	0.10%
CWS	3	0.10%
EPS	3	0.10%
FRS	3	0.10%
GWS	3	0.10%
HSS	3	0.10%
LPS	3	0.10%
PCS	3	0.10%
SFS	3	0.10%
CRS	2	0.07%
GPS	2	0.07%
MCS	2	0.07%
MDS	2	0.07%
MPS	2	0.07%
MWS	2	0.07%
PFS	2	0.07%
SHS	2	0.07%

Item Library	Transactions	% of Total
SVS	2	0.07%
WOS	2	0.07%
BPS	1	0.03%
BRS	1	0.03%
FMS	1	0.03%
HAS	1	0.03%
KVD	1	0.03%
MKS	1	0.03%
OES	1	0.03%
OZS	1	0.03%
PPS	1	0.03%
RGS	1	0.03%
SAS	1	0.03%
SGD	1	0.03%
SPS	1	0.03%
THS	1	0.03%

Station Library

NRS

Checkouts & Renewals by Library & User Profile at Your Library

Library Users/Profiles at Your Library				Library Items/Profiles at Your Library			
User Library	Trans Stat User Profile Name	Transactions	% of Total	Item Library	Trans Stat User Profile Name	Transactions	% of Total
Total		2,973	100.00%	Total		2,973	100.00%
NRS	NRS_ADULT	1,936	65.12%	NRS	NRS_ADULT	1,473	49.55%
	NRS_JUV	386	12.98%		NRS_JUV	292	9.82%
RSS	RSS_ADULT	206	6.93%		RSS_ADULT	187	6.29%
BYS	BYS_ADULT	103	3.46%		BYS_ADULT	93	3.13%
FPS	FPS_ADULT	63	2.12%		BFS_PATRON	60	2.02%
BFS	BFS_PATRON	60	2.02%		FPS_ADULT	59	1.98%
MWS	MWS_ADULT	35	1.18%		MWS_ADULT	30	1.01%
ILL_LIBS	CHICAGO_P	23	0.77%		CHICAGO_P	23	0.77%
RSS	RSS_JUV	18	0.61%	SCD	NRS_ADULT	23	0.77%
EPS	EPS_PATRON	17	0.57%	BLD	NRS_ADULT	19	0.64%
CIS	CIS_JUV	16	0.54%	OLS	NRS_ADULT	19	0.64%
OPS	OPS_PATRON	16	0.54%	NRS	RSS_JUV	18	0.61%
CIS	CIS_ADULT	12	0.40%		EPS_PATRON	17	0.57%
LPS	LPS_PATRON	12	0.40%	ESS	NRS_ADULT	15	0.50%
WCS	WCS_PATRON	12	0.40%	NRS	CIS_JUV	15	0.50%
SFS	SFS_ADULT	10	0.34%	TFS	NRS_ADULT	15	0.50%
ADD	ADD_ADULT	6	0.20%	TPS	NRS_ADULT	15	0.50%
LGS	LGS_PATRON	6	0.20%	LGS	NRS_ADULT	14	0.47%
BYS	BYS_JUV	5	0.17%	OPS	NRS_ADULT	14	0.47%
RFS	RFS_ADULT	5	0.17%	NRS	OPS_PATRON	13	0.44%
BFS	BFS_TEACH	4	0.13%	WRS	NRS_ADULT	13	0.44%
LYS	LYS_ADULT	4	0.13%	DGS	NRS_ADULT	12	0.40%
MPS	MPS_ADULT	4	0.13%	NRS	LPS_PATRON	12	0.40%
NLS	NLS_PATRON	3	0.10%		WCS_PATRON	12	0.40%
AMS	AMS_PATRON	2	0.07%	VPD	NRS_ADULT	12	0.40%
BRS	BRS_ADULT	2	0.07%	AMS	NRS_ADULT	11	0.37%
RWS	RWS_ADULT	1	0.03%	BYS	NRS_ADULT	11	0.37%

User Library	Trans Stat User Profile Name	Transactions	% of Total
Total		2,973	100.00%
NRS	NRS_ADULT	1,936	65.12%
	NRS_JUV	386	12.98%
RSS	RSS_ADULT	206	6.93%
BYS	BYS_ADULT	103	3.46%
FPS	FPS_ADULT	63	2.12%
BFS	BFS_PATRON	60	2.02%
MWS	MWS_ADULT	35	1.18%
ILL_LIBS	CHICAGO_P	23	0.77%
RSS	RSS_JUV	18	0.61%
EPS	EPS_PATRON	17	0.57%
CIS	CIS_JUV	16	0.54%
OPS	OPS_PATRON	16	0.54%
CIS	CIS_ADULT	12	0.40%
LPS	LPS_PATRON	12	0.40%
WCS	WCS_PATRON	12	0.40%
SFS	SFS_ADULT	10	0.34%
ADD	ADD_ADULT	6	0.20%
LGS	LGS_PATRON	6	0.20%
BYS	BYS_JUV	5	0.17%
RFS	RFS_ADULT	5	0.17%
BFS	BFS_TEACH	4	0.13%
LYS	LYS_ADULT	4	0.13%
MPS	MPS_ADULT	4	0.13%
NLS	NLS_PATRON	3	0.10%
AMS	AMS_PATRON	2	0.07%
BRS	BRS_ADULT	2	0.07%
BWS	BWS_ADULT	1	0.03%
NRS	NRSCIRCJR	1	0.03%
	NRSCIRCSR	1	0.03%
OLS	OLS_SENIOR	1	0.03%
RGS	RGS_ADULT	1	0.03%
RSS	INTACC_MED	1	0.03%
WRS	WRS_PATRON	1	0.03%

Item Library	Trans Stat User Profile Name	Transactions	% of Total
Total		2,973	100.00%
NRS	NRS_ADULT	1,473	49.55%
	NRS_JUV	292	9.82%
	RSS_ADULT	187	6.29%
	BYS_ADULT	93	3.13%
	BFS_PATRON	60	2.02%
	FPS_ADULT	59	1.98%
	MWS_ADULT	30	1.01%
	CHICAGO_P	23	0.77%
SCD	NRS_ADULT	23	0.77%
BLD	NRS_ADULT	19	0.64%
OLS	NRS_ADULT	19	0.64%
NRS	RSS_JUV	18	0.61%
	EPS_PATRON	17	0.57%
ESS	NRS_ADULT	15	0.50%
NRS	CIS_JUV	15	0.50%
TFS	NRS_ADULT	15	0.50%
TPS	NRS_ADULT	15	0.50%
LGS	NRS_ADULT	14	0.47%
OPS	NRS_ADULT	14	0.47%
NRS	OPS_PATRON	13	0.44%
WRS	NRS_ADULT	13	0.44%
DGS	NRS_ADULT	12	0.40%
NRS	LPS_PATRON	12	0.40%
	WCS_PATRON	12	0.40%
VPD	NRS_ADULT	12	0.40%
AMS	NRS_ADULT	11	0.37%
BYS	NRS_ADULT	11	0.37%
BDD	NRS_ADULT	10	0.34%
INS	NRS_ADULT	9	0.30%
WDD	NRS_ADULT	9	0.30%
BVS	NRS_ADULT	8	0.27%
CIS	NRS_ADULT	8	0.27%
NLS	NRS_ADULT	8	0.27%
RFS	NRS_ADULT	8	0.27%
WVD	NRS_ADULT	8	0.27%
FPD	NRS_ADULT	7	0.24%
WMS	NRS_ADULT	7	0.24%
ADD	NRS_ADULT	6	0.20%
FPS	NRS_ADULT	6	0.20%
GED	NRS_ADULT	6	0.20%
GSD	NRS_ADULT	6	0.20%
LSS	NRS_ADULT	6	0.20%
MED	NRS_ADULT	6	0.20%
MTS	NRS_ADULT	6	0.20%
NRS	ADD_ADULT	6	0.20%
PTS	NRS_ADULT	6	0.20%

Item Library	Trans Stat User Profile Name	Transactions	% of Total
BFS	NRS_JUV	5	0.17%
CTS	NRS_ADULT	5	0.17%
DOS	NRS_ADULT	5	0.17%
GVD	NRS_ADULT	5	0.17%
HDS	NRS_ADULT	5	0.17%
NRS	BYS_JUV	5	0.17%
	CIS_ADULT	5	0.17%
	RFS_ADULT	5	0.17%
	SFS_ADULT	5	0.17%
ROD	NRS_ADULT	5	0.17%
TFS	NRS_JUV	5	0.17%
BFS	NRS_ADULT	4	0.13%
BIS	NRS_ADULT	4	0.13%
BVD	NRS_ADULT	4	0.13%
CNS	NRS_ADULT	4	0.13%
HDS	NRS_JUV	4	0.13%
ITD	NRS_ADULT	4	0.13%
NRS	BFS_TEACH	4	0.13%
	LYS_ADULT	4	0.13%
	MPS_ADULT	4	0.13%
RPS	NRS_ADULT	4	0.13%
RSS	SFS_ADULT	4	0.13%
SCD	NRS_JUV	4	0.13%
TCD	NRS_ADULT	4	0.13%
TOD	NRS_ADULT	4	0.13%
WCD	NRS_ADULT	4	0.13%
WCS	NRS_ADULT	4	0.13%
ADD	NRS_JUV	3	0.10%
ADS	NRS_ADULT	3	0.10%
	NRS_JUV	3	0.10%
BDD	NRS_JUV	3	0.10%
BKS	NRS_JUV	3	0.10%
BLD	NRS_JUV	3	0.10%
CHS	NRS_ADULT	3	0.10%
CSD	NRS_ADULT	3	0.10%
CWS	NRS_ADULT	3	0.10%
EVS	NRS_ADULT	3	0.10%
FRS	NRS_ADULT	3	0.10%
GED	NRS_JUV	3	0.10%
GHS	NRS_ADULT	3	0.10%
HSS	NRS_ADULT	3	0.10%
HWS	NRS_ADULT	3	0.10%
JDS	NRS_JUV	3	0.10%
MED	NRS_JUV	3	0.10%
NRS	LGS_PATRON	3	0.10%
	NLS_PATRON	3	0.10%
OBD	NRS_ADULT	3	0.10%

Item Library	Trans Stat User Profile Name	Transactions	% of Total
PCS	NRS_ADULT	3	0.10%
PHS	NRS_ADULT	3	0.10%
AMS	NRS_JUV	2	0.07%
BCS	NRS_ADULT	2	0.07%
BFS	BYS_ADULT	2	0.07%
BLD	RSS_ADULT	2	0.07%
BVS	NRS_JUV	2	0.07%
CCS	NRS_ADULT	2	0.07%
CNS	NRS_JUV	2	0.07%
CRS	NRS_ADULT	2	0.07%
EPS	NRS_ADULT	2	0.07%
GVD	NRS_JUV	2	0.07%
LPS	NRS_ADULT	2	0.07%
MCS	NRS_ADULT	2	0.07%
MPS	NRS_ADULT	2	0.07%
MTS	NRS_JUV	2	0.07%
MWS	NRS_ADULT	2	0.07%
NRS	AMS_PATRON	2	0.07%
OPS	NRS_JUV	2	0.07%
PHS	NRS_JUV	2	0.07%
PTS	NRS_JUV	2	0.07%
RPS	NRS_JUV	2	0.07%
RSS	NRS_ADULT	2	0.07%
SFS	NRS_ADULT	2	0.07%
SHS	NRS_ADULT	2	0.07%
SVS	NRS_ADULT	2	0.07%
WMS	NRS_JUV	2	0.07%
WRS	NRS_JUV	2	0.07%
WVD	NRS_JUV	2	0.07%
BCS	NRS_JUV	1	0.03%
BDD	FPS_ADULT	1	0.03%
	MWS_ADULT	1	0.03%
BKS	NRS_ADULT	1	0.03%
BPS	NRS_JUV	1	0.03%
BRS	NRS_JUV	1	0.03%
BWS	NRS_ADULT	1	0.03%
	NRS_JUV	1	0.03%
	RSS_ADULT	1	0.03%
BYS	BYS_ADULT	1	0.03%
CCS	BYS_ADULT	1	0.03%
	OPS_PATRON	1	0.03%
CHS	NRS_JUV	1	0.03%
CSD	BYS_ADULT	1	0.03%
	INTACC_MED	1	0.03%
	NRS_JUV	1	0.03%
CTS	NRS_JUV	1	0.03%
DGS	RSS_ADULT	1	0.03%

Item Library	Trans Stat User Profile Name	Transactions	% of Total
DOS	NRS_JUV	1	0.03%
EPS	NRS_JUV	1	0.03%
EVS	CIS_ADULT	1	0.03%
	NRS_JUV	1	0.03%
	RSS_ADULT	1	0.03%
FMS	NRS_ADULT	1	0.03%
FPD	NRS_JUV	1	0.03%
FPS	RSS_ADULT	1	0.03%
GED	CIS_ADULT	1	0.03%
	FPS_ADULT	1	0.03%
GHS	CIS_ADULT	1	0.03%
	LGS_PATRON	1	0.03%
GPS	BYS_ADULT	1	0.03%
	MWS_ADULT	1	0.03%
GSD	NRS_JUV	1	0.03%
GVD	FPS_ADULT	1	0.03%
	RSS_ADULT	1	0.03%
GWS	CIS_ADULT	1	0.03%
	NRS_ADULT	1	0.03%
	NRS_JUV	1	0.03%
HAS	NRS_ADULT	1	0.03%
HDS	RSS_ADULT	1	0.03%
HWS	BYS_ADULT	1	0.03%
	MWS_ADULT	1	0.03%
	NRS_JUV	1	0.03%
	RSS_ADULT	1	0.03%
INS	RSS_ADULT	1	0.03%
ITD	NRS_JUV	1	0.03%
JDS	NRS_ADULT	1	0.03%
KVD	NRS_JUV	1	0.03%
LGS	BRS_ADULT	1	0.03%
	NRS_JUV	1	0.03%
	SFS_ADULT	1	0.03%
LPS	NRS_JUV	1	0.03%
LSS	NRS_JUV	1	0.03%
MDS	NRS_ADULT	1	0.03%
	NRS_JUV	1	0.03%
MED	LGS_PATRON	1	0.03%
MKS	NRS_ADULT	1	0.03%
NLS	NRS_JUV	1	0.03%
NRS	BRS_ADULT	1	0.03%
	BWS_ADULT	1	0.03%
	NRSCIRCSR	1	0.03%
	OLS_SENIOR	1	0.03%
	RGS_ADULT	1	0.03%
	WRS_PATRON	1	0.03%
OBD	FPS_ADULT	1	0.03%

Item Library	Trans Stat User Profile Name	Transactions	% of Total
	NRS_JUV	1	0.03%
	RSS_ADULT	1	0.03%
OES	OPS_PATRON	1	0.03%
OLS	CIS_ADULT	1	0.03%
	MWS_ADULT	1	0.03%
	NRS_JUV	1	0.03%
OPS	MWS_ADULT	1	0.03%
OZS	NRS_ADULT	1	0.03%
PFS	BYS_ADULT	1	0.03%
	NRS_ADULT	1	0.03%
PHS	BYS_ADULT	1	0.03%
PPS	NRS_ADULT	1	0.03%
RFS	RSS_ADULT	1	0.03%
RGS	NRS_ADULT	1	0.03%
RSS	NRS_JUV	1	0.03%
SAS	NRS_ADULT	1	0.03%
SCD	CIS_ADULT	1	0.03%
	RSS_ADULT	1	0.03%
SFS	BYS_ADULT	1	0.03%
SGD	NRS_ADULT	1	0.03%
SPS	RSS_ADULT	1	0.03%
TFS	NRSCIRCJR	1	0.03%
	RSS_ADULT	1	0.03%
THS	NRS_JUV	1	0.03%
TPS	OPS_PATRON	1	0.03%
	RSS_ADULT	1	0.03%
VPD	NRS_JUV	1	0.03%
	RSS_ADULT	1	0.03%
WDD	CIS_ADULT	1	0.03%
	CIS_JUV	1	0.03%
	NRS_JUV	1	0.03%
WMS	RSS_ADULT	1	0.03%
WOS	NRS_ADULT	1	0.03%
	NRS_JUV	1	0.03%
WRS	LGS_PATRON	1	0.03%
WVD	RSS_ADULT	1	0.03%

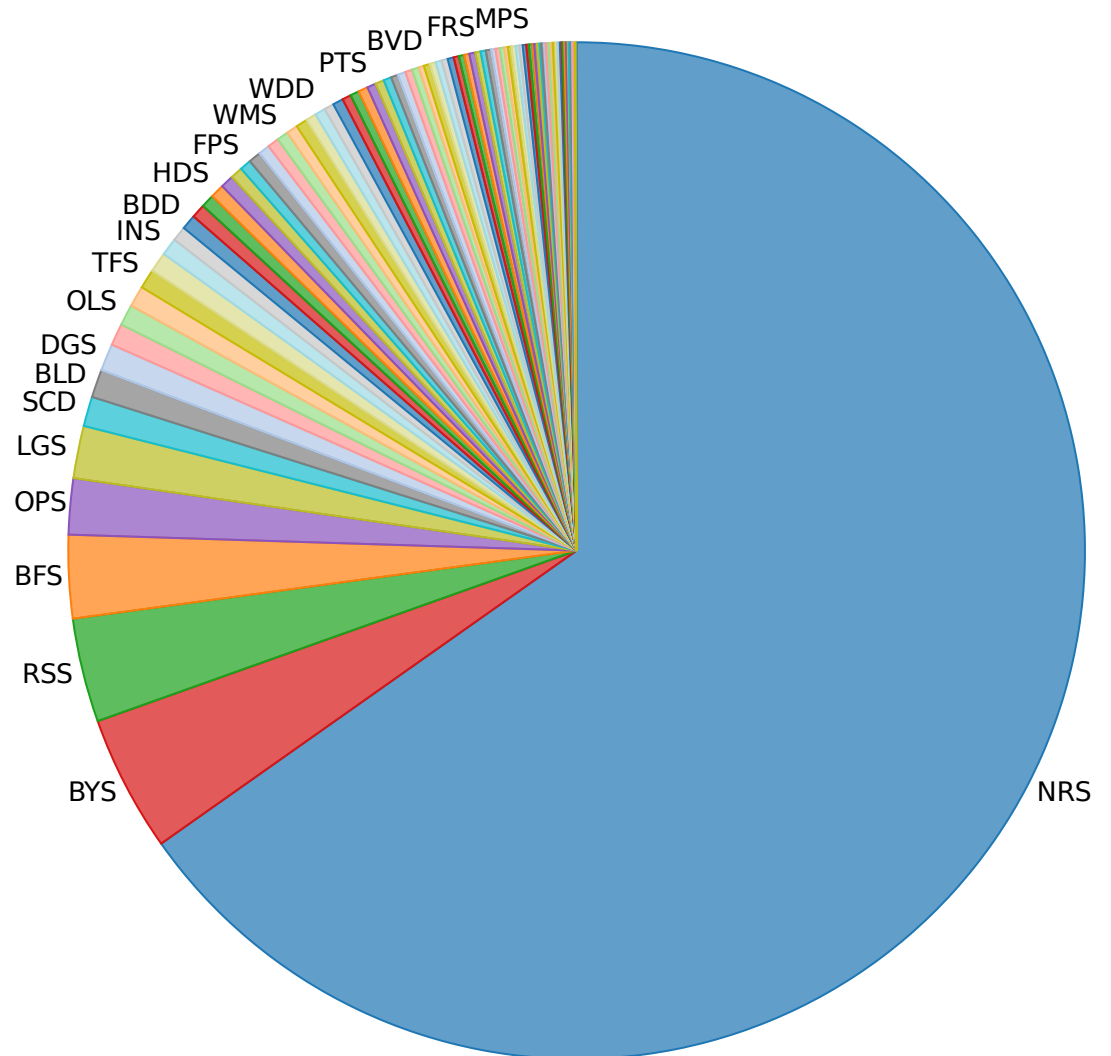
User Library

NRS

Checkouts & Renewals from Your Patrons

Item Library	Transactions	% of Total
Total	4,143	100.00%
NRS	2,701	65.19%
BYS	179	4.32%
RSS	137	3.31%
BFS	110	2.66%
OPS	73	1.76%
LGS	69	1.67%
SCD	40	0.97%
BLD	37	0.89%
DGS	35	0.84%
TPS	29	0.70%
OLS	28	0.68%
ESS	27	0.65%
TFS	26	0.63%
WRS	26	0.63%
INS	23	0.56%
OBD	20	0.48%
BDD	19	0.46%
ADD	18	0.43%
BVS	18	0.43%
HDS	18	0.43%
FPD	17	0.41%
AMS	16	0.39%
FPS	16	0.39%

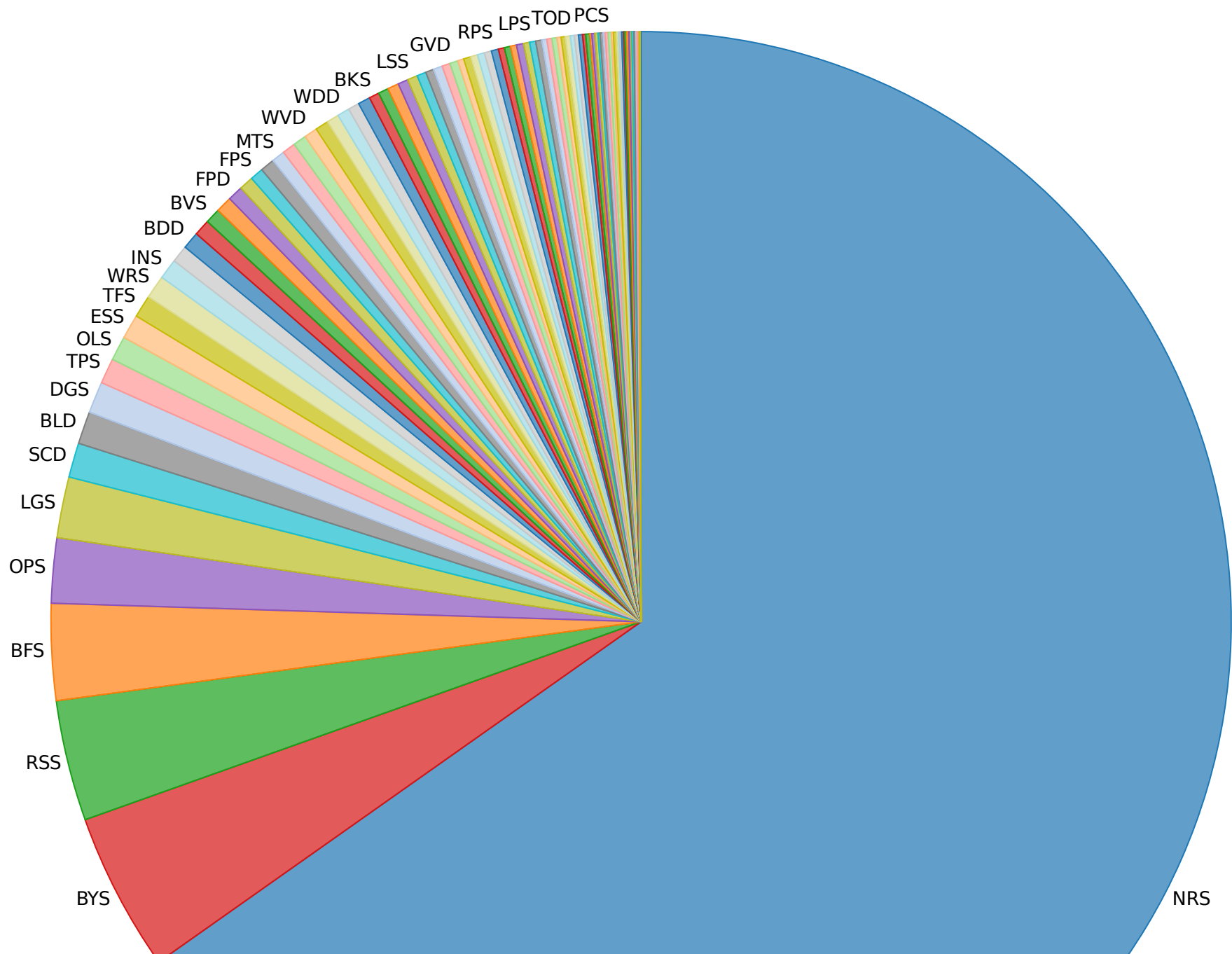
Your Users Checkout Items from...



Item Library	Transactions	% of Total
Total	4,143	100.00%
NRS	2,701	65.19%
BYS	179	4.32%
RSS	137	3.31%
BFS	110	2.66%
OPS	73	1.76%
LGS	69	1.67%
SCD	40	0.97%
BLD	37	0.89%
DGS	35	0.84%
TPS	29	0.70%
OLS	28	0.68%
ESS	27	0.65%
TFS	26	0.63%
WRS	26	0.63%
INS	23	0.56%
OBD	20	0.48%
BDD	19	0.46%
ADD	18	0.43%
BVS	18	0.43%
HDS	18	0.43%
FPD	17	0.41%
AMS	16	0.39%
FPS	16	0.39%
GSD	16	0.39%
MTS	15	0.36%
VPD	15	0.36%
WMS	15	0.36%
WVD	15	0.36%
BIS	14	0.34%
RFS	14	0.34%
WDD	14	0.34%
GED	13	0.31%
NLS	13	0.31%
BKS	12	0.29%
CIS	12	0.29%
MED	12	0.29%
PTS	12	0.29%
LSS	11	0.27%

Item Library	Transactions	% of Total
HWS	10	0.24%
ROD	10	0.24%
WCS	10	0.24%
ADS	9	0.22%
GVD	9	0.22%
BRS	8	0.19%
BVD	8	0.19%
EVS	8	0.19%
ITD	8	0.19%
PHS	8	0.19%
RPS	8	0.19%
CNS	7	0.17%
CTS	7	0.17%
DOS	7	0.17%
EPS	7	0.17%
FRS	7	0.17%
LPS	7	0.17%
SFS	7	0.17%
CHS	6	0.14%
CSD	6	0.14%
CWS	5	0.12%
GHS	5	0.12%
JDS	5	0.12%
TCD	5	0.12%
TOD	5	0.12%
WCD	5	0.12%
BCS	4	0.10%
CCS	4	0.10%
MPS	4	0.10%
FMS	3	0.07%
GWS	3	0.07%
HAS	3	0.07%
HSS	3	0.07%
MCS	3	0.07%
MWS	3	0.07%
OZS	3	0.07%
PCS	3	0.07%
SHS	3	0.07%
WOS	3	0.07%

Item Library	Transactions	% of Total
BPS	2	0.05%
BWS	2	0.05%
CRS	2	0.05%
KVD	2	0.05%
MDS	2	0.05%
OES	2	0.05%
PFS	2	0.05%
PPS	2	0.05%
RGS	2	0.05%
SGD	2	0.05%
SVS	2	0.05%
GPS	1	0.02%
MAS	1	0.02%
MKS	1	0.02%
PSS	1	0.02%
SAS	1	0.02%
STS	1	0.02%
THS	1	0.02%



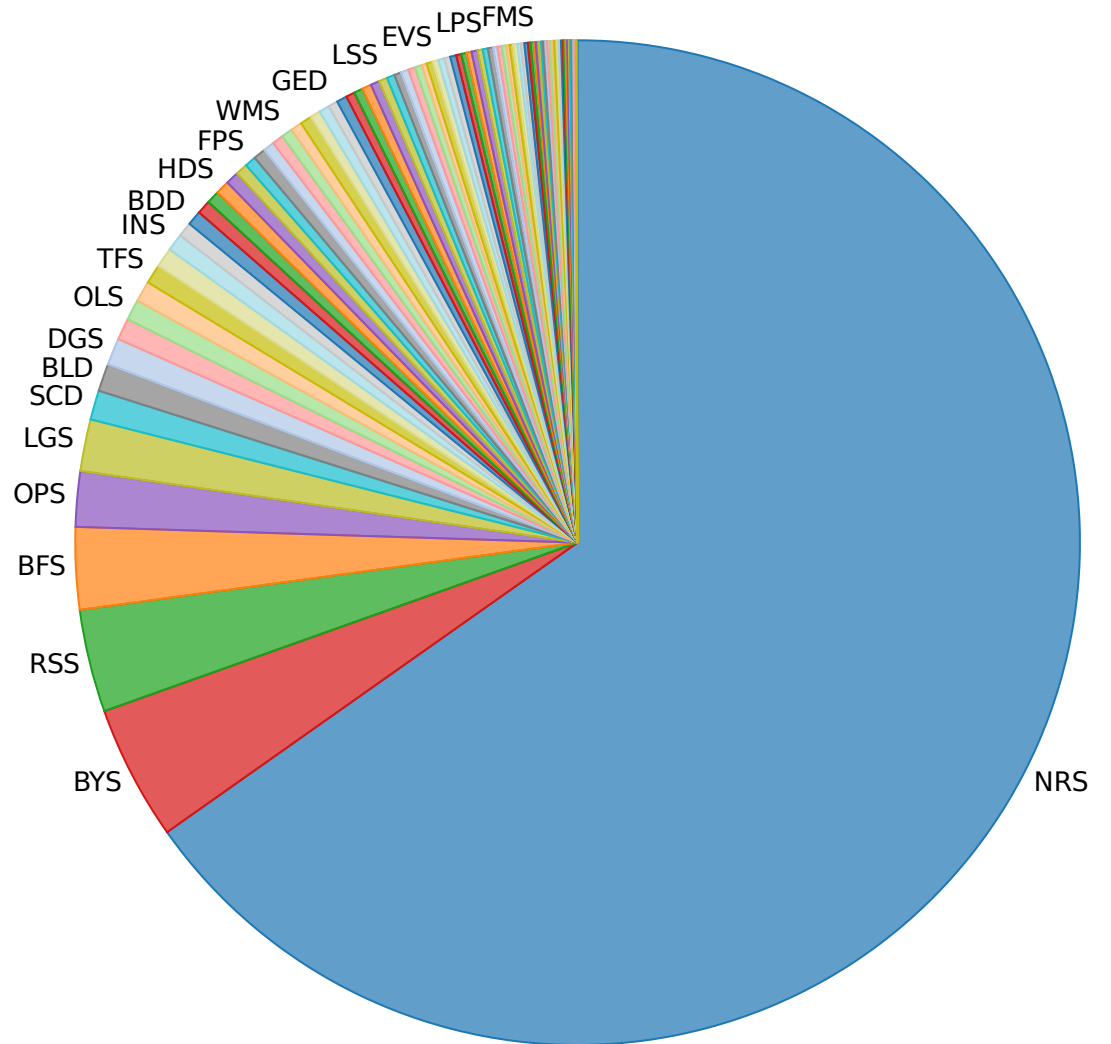
User Library

NRS

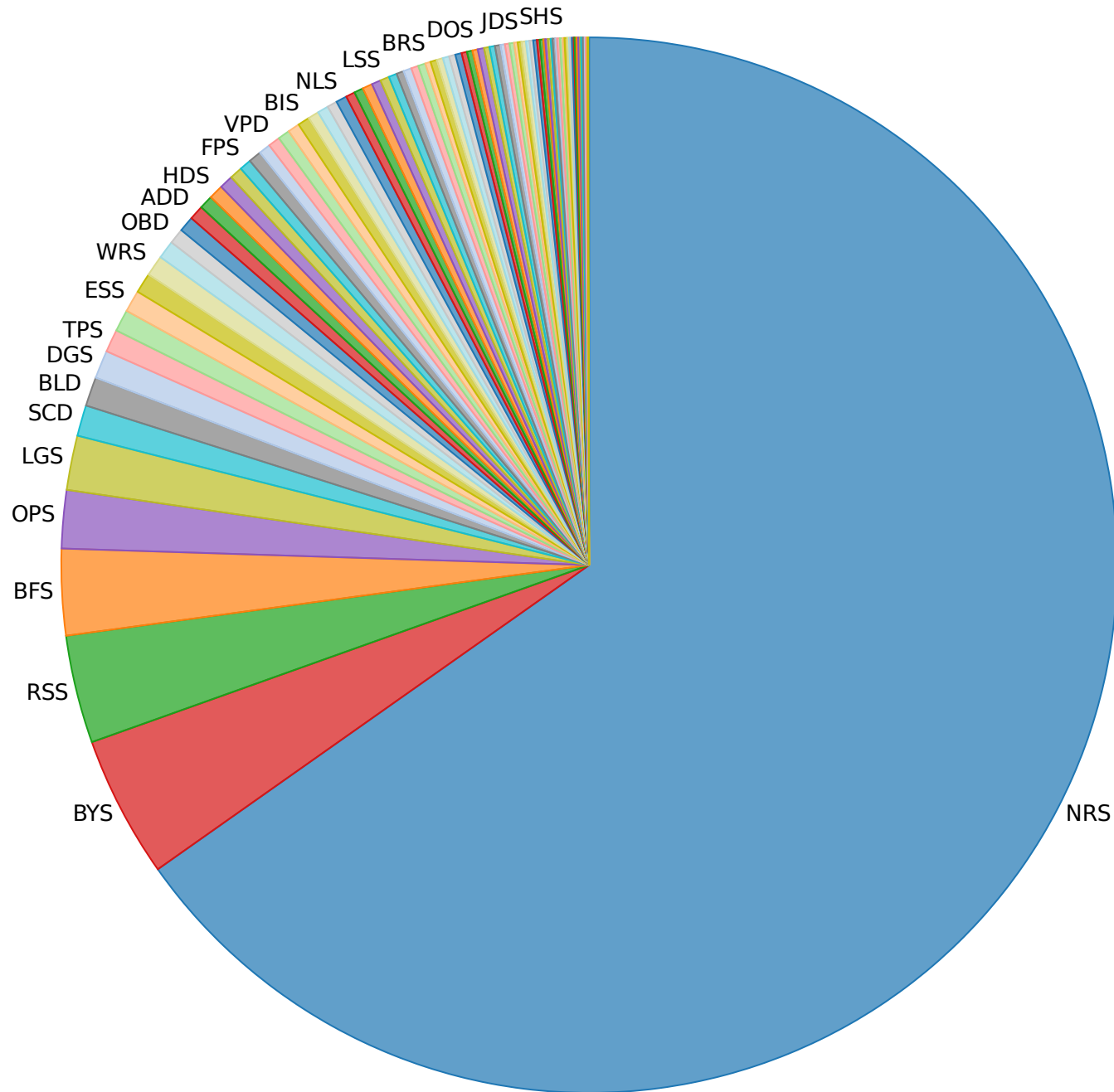
Checkouts & Renewals from Your Patrons

Station Library	Transaction	% of Total
Total	4,143	100.00%
NRS	3,527	85.13%
BYS	178	4.30%
RSS	165	3.98%
BFS	120	2.90%
LGS	49	1.18%
OPS	42	1.01%
DGS	18	0.43%
LPS	9	0.22%
OBD	7	0.17%
BKS	5	0.12%
BRS	5	0.12%
FPS	5	0.12%
WRS	4	0.10%
EPS	3	0.07%
WCS	3	0.07%
INS	1	0.02%
RFS	1	0.02%
SWS	1	0.02%

Your Users Checkout at...

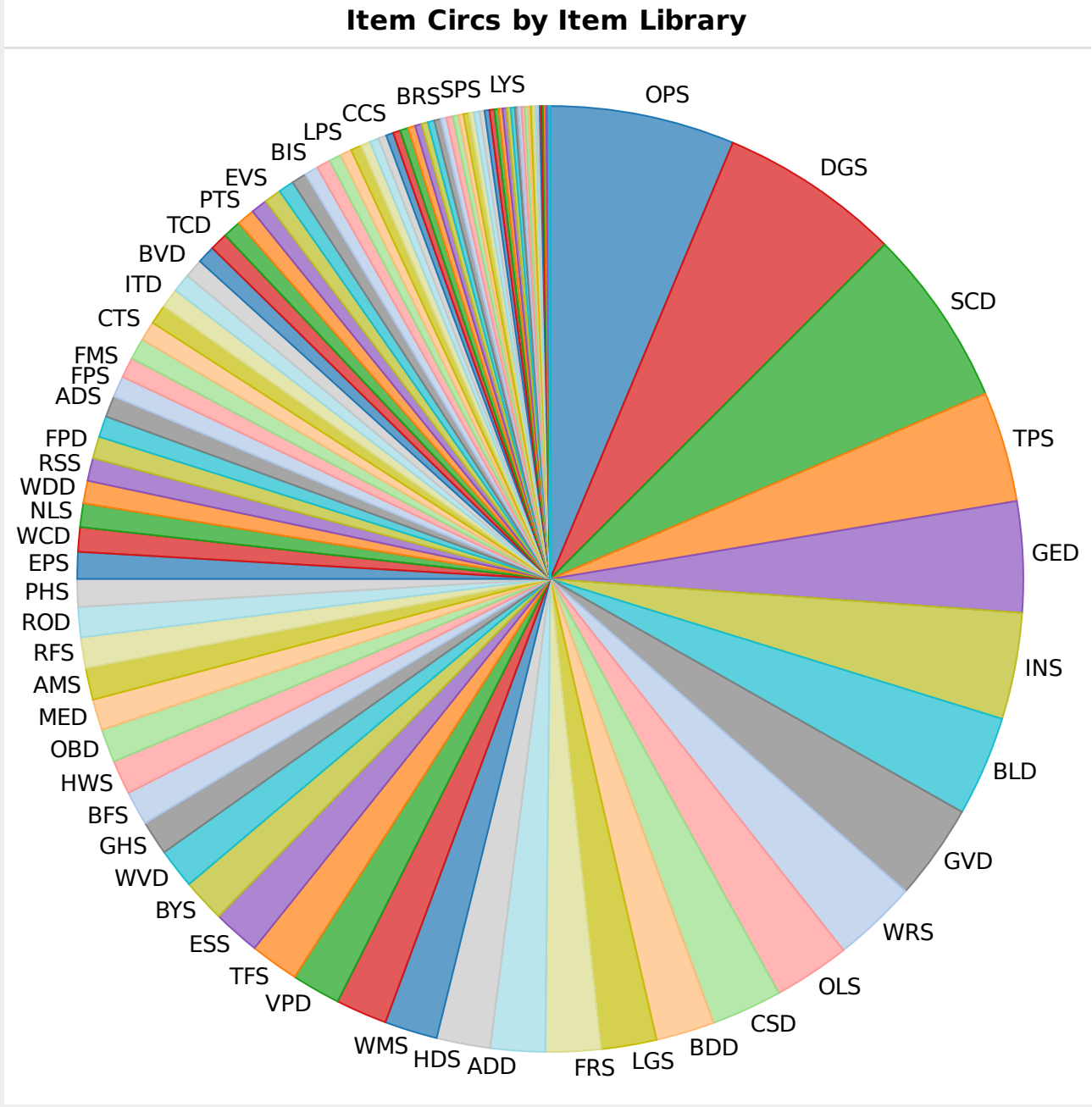


Station Library	Transaction	% of Total
Total	4,143	100.00%
NRS	3,527	85.13%
BYS	178	4.30%
RSS	165	3.98%
BFS	120	2.90%
LGS	49	1.18%
OPS	42	1.01%
DGS	18	0.43%
LPS	9	0.22%
OBD	7	0.17%
BKS	5	0.12%
BRS	5	0.12%
FPS	5	0.12%
WRS	4	0.10%
EPS	3	0.07%
WCS	3	0.07%
INS	1	0.02%
RFS	1	0.02%
SWS	1	0.02%



Checkouts & Renewals from all SWAN Libraries

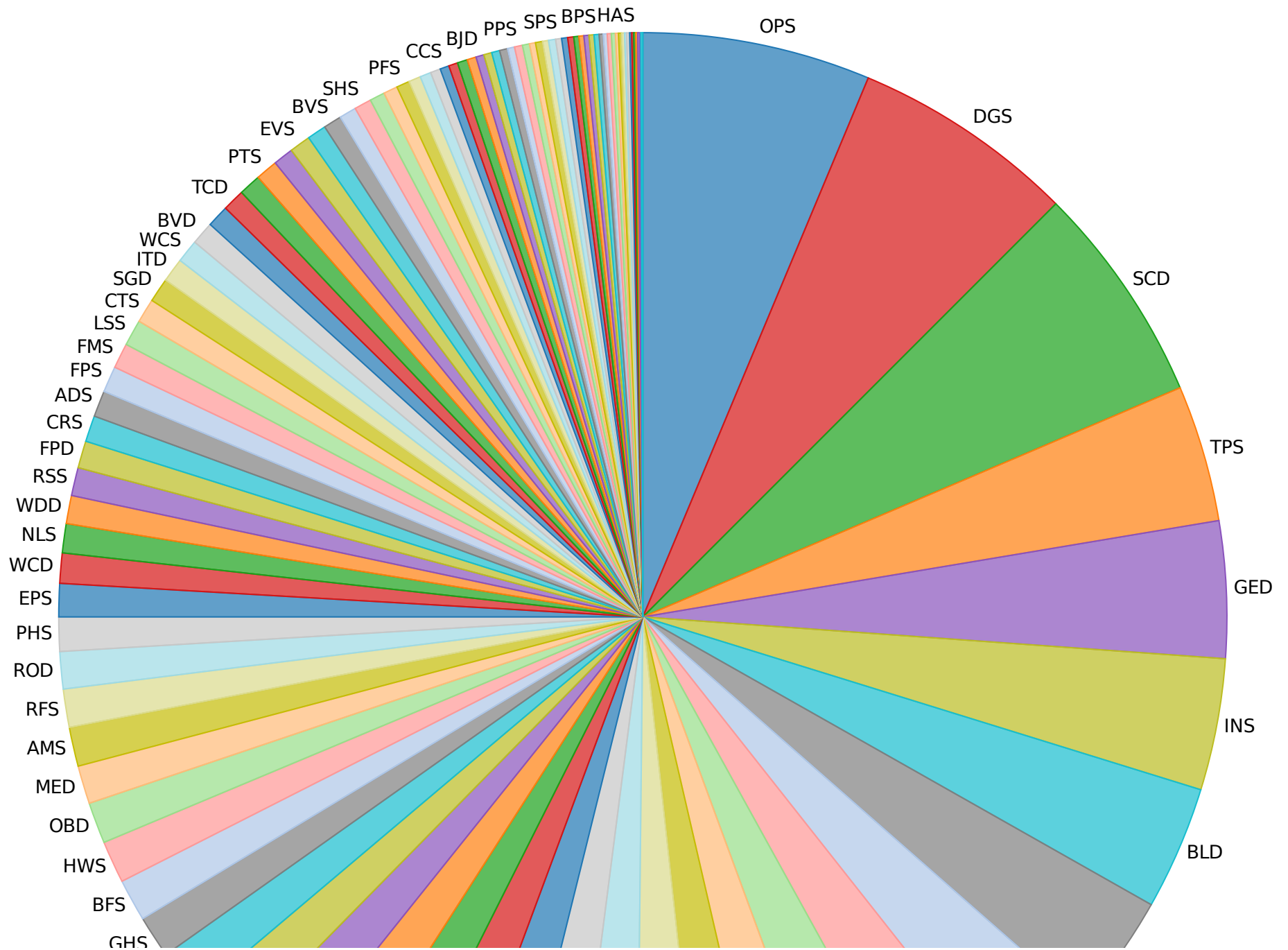
Item Library	Transactions	% of Total
Total	1,058,696	100.00%
OPS	66,537	6.28%
DGS	65,432	6.18%
SCD	64,589	6.10%
TPS	39,930	3.77%
GED	39,803	3.76%
INS	38,730	3.66%
BLD	36,092	3.41%
GVD	34,841	3.29%
WRS	30,407	2.87%
OLS	27,815	2.63%
CSD	25,331	2.39%
BDD	21,219	2.00%
LGS	20,176	1.91%
FRS	19,960	1.89%
ADD	19,542	1.85%
HDS	19,487	1.84%
WMS	19,200	1.81%
GSD	18,410	1.74%
VPD	17,796	1.68%
TFS	17,633	1.67%
ESS	17,102	1.62%
BYS	15,604	1.47%
WVD	14,227	1.34%
GHS	12,517	1.18%
BFS	12,314	1.16%
HWS	12,184	1.15%
OBD	12,014	1.13%
MED	11,401	1.08%
AMS	11,300	1.07%
RFS	11,284	1.07%
ROD	10,806	1.02%
PHS	9,981	0.94%



Item Library	Transactions	% of Total
Total	1,058,696	100.00%
OPS	66,537	6.28%
DGS	65,432	6.18%
SCD	64,589	6.10%
TPS	39,930	3.77%
GED	39,803	3.76%
INS	38,730	3.66%
BLD	36,092	3.41%
GVD	34,841	3.29%
WRS	30,407	2.87%
OLS	27,815	2.63%
CSD	25,331	2.39%
BDD	21,219	2.00%
LGS	20,176	1.91%
FRS	19,960	1.89%
ADD	19,542	1.85%
HDS	19,487	1.84%
WMS	19,200	1.81%
GSD	18,410	1.74%
VPD	17,796	1.68%
TFS	17,633	1.67%
ESS	17,102	1.62%
BYS	15,604	1.47%
WVD	14,227	1.34%
GHS	12,517	1.18%
BFS	12,314	1.16%
HWS	12,184	1.15%
OBD	12,014	1.13%
MED	11,401	1.08%
AMS	11,300	1.07%
RFS	11,284	1.07%
ROD	10,806	1.02%
PHS	9,981	0.94%
EPS	9,794	0.93%
WCD	8,926	0.84%
NLS	8,471	0.80%
WDD	8,164	0.77%
RSS	8,088	0.76%
FPD	8,058	0.76%
CRS	7,737	0.73%
ADS	7,648	0.72%
FPS	7,557	0.71%
FMS	7,478	0.71%
LSS	7,450	0.70%
CTS	7,128	0.67%
SGD	7,096	0.67%
ITD	6,974	0.66%

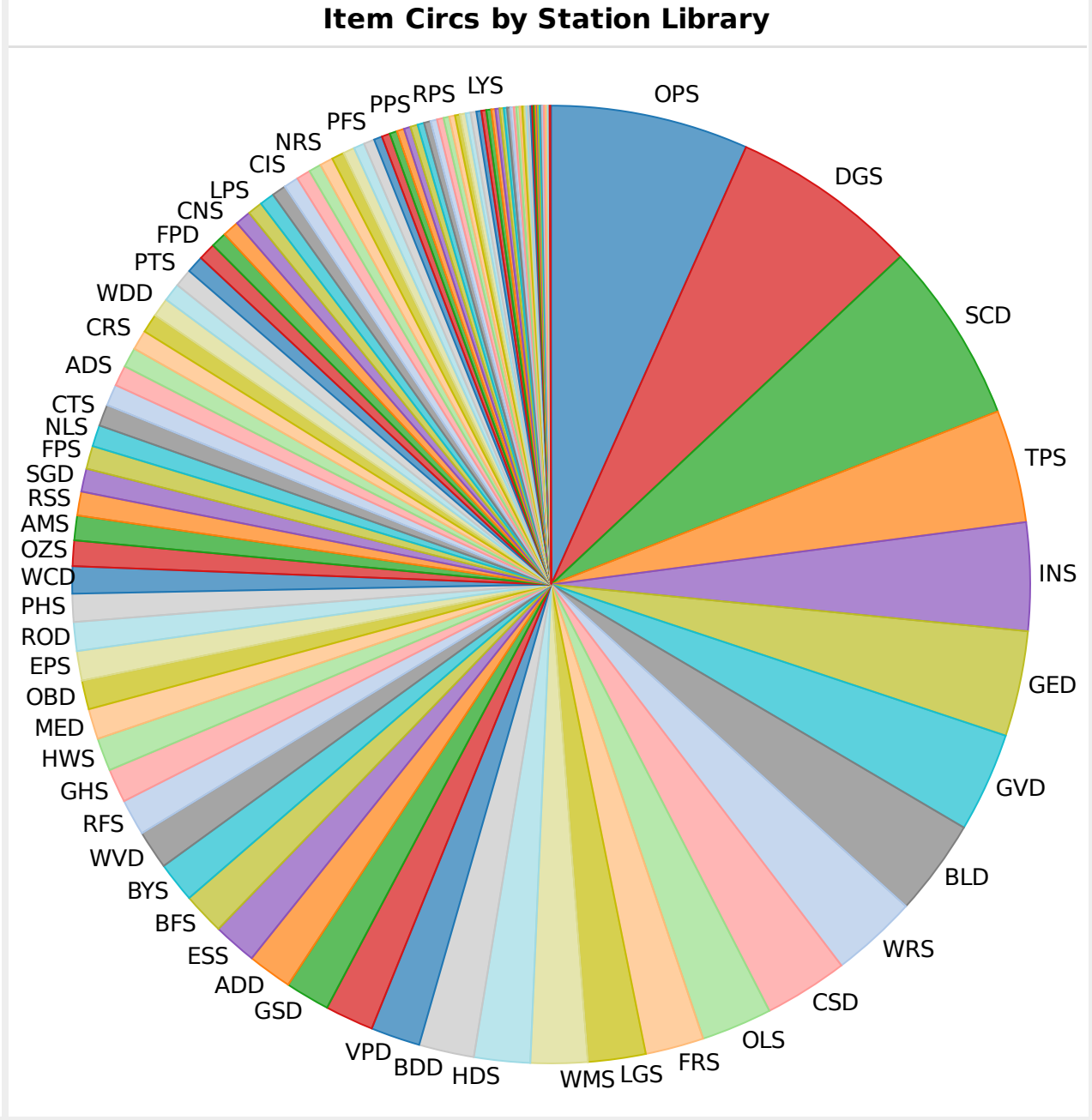
Item Library	Transactions	% of Total
WCS	6,936	0.66%
BVD	6,573	0.62%
MTS	6,573	0.62%
TCD	6,526	0.62%
CIS	6,484	0.61%
PTS	6,342	0.60%
OZS	6,034	0.57%
EVS	5,982	0.57%
CNS	5,546	0.52%
BVS	5,377	0.51%
BIS	5,037	0.48%
SHS	5,023	0.47%
NRS	4,387	0.41%
LPS	4,100	0.39%
PFS	3,814	0.36%
MDS	3,591	0.34%
RPS	3,120	0.29%
CWS	2,984	0.28%
CCS	2,746	0.26%
SFS	2,702	0.26%
HSS	2,700	0.26%
GPS	2,665	0.25%
BJD	2,489	0.24%
OES	2,441	0.23%
BTD	2,276	0.21%
GWS	2,239	0.21%
BRS	2,229	0.21%
PPS	2,161	0.20%
BCS	2,014	0.19%
BKS	1,977	0.19%
JDS	1,928	0.18%
WOS	1,912	0.18%
STS	1,882	0.18%
SPS	1,811	0.17%
MPS	1,772	0.17%
MWS	1,706	0.16%
BBD	1,577	0.15%
CHS	1,539	0.15%
BWS	1,465	0.14%
RGS	1,423	0.13%
BPS	1,313	0.12%
MCS	1,261	0.12%
DOS	1,215	0.11%
HKS	1,170	0.11%
LYS	1,097	0.10%
SVS	985	0.09%
SAS	871	0.08%

Item Library	Transactions	% of Total
PCS	858	0.08%
TOD	730	0.07%
RDS	677	0.06%
NUD	674	0.06%
KVD	617	0.06%
HAS	592	0.06%
PSS	551	0.05%
THS	542	0.05%
MKS	412	0.04%
TBS	380	0.04%
MAS	287	0.03%
CAS	126	0.01%
	11	0.00%
ROS	7	0.00%
SWS	3	0.00%
BBS	1	0.00%



Checkouts & Renewals from all SWAN Libraries

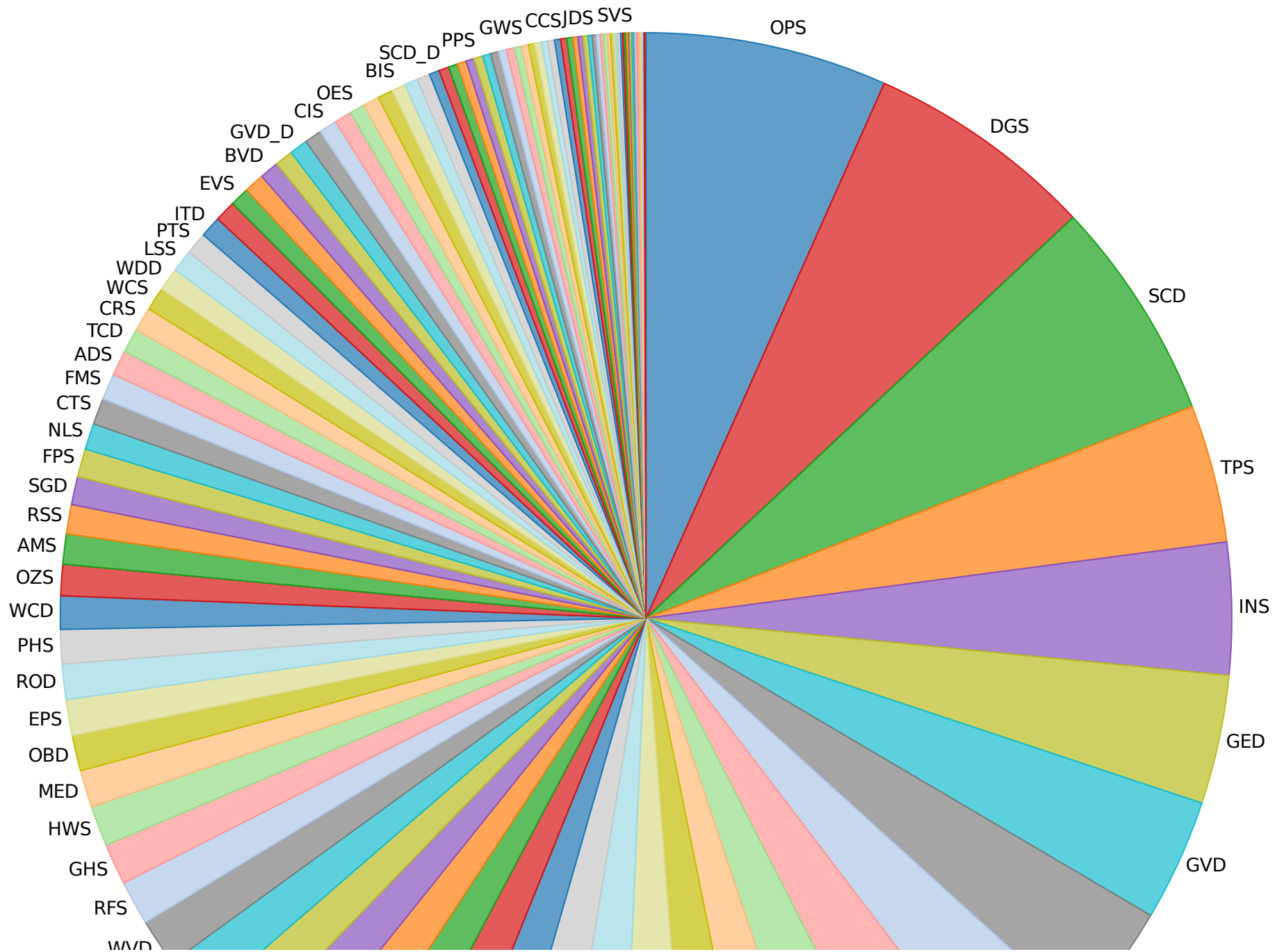
Station Library	Transactions	% of Total
Total	1,058,696	100.00%
OPS	70,392	6.65%
DGS	66,853	6.31%
SCD	64,861	6.13%
TPS	40,156	3.79%
INS	38,676	3.65%
GED	37,659	3.56%
GVD	35,531	3.36%
BLD	34,239	3.23%
WRS	30,945	2.92%
CSD	30,048	2.84%
OLS	25,380	2.40%
FRS	20,878	1.97%
LGS	20,520	1.94%
WMS	20,312	1.92%
HDS	20,089	1.90%
BDD	19,705	1.86%
VPD	17,498	1.65%
TFS	17,237	1.63%
GSD	16,032	1.51%
ADD	15,887	1.50%
ESS	15,407	1.46%
BFS	15,000	1.42%
BYS	14,618	1.38%
WVD	13,845	1.31%
RFS	12,754	1.20%
GHS	12,099	1.14%
HWS	11,855	1.12%
MED	10,864	1.03%
OBD	10,412	0.98%
EPS	10,342	0.98%
ROD	10,342	0.98%
PHS	9,969	0.94%



Station Library	Transactions	% of Total
Total	1,058,696	100.00%
OPS	70,392	6.65%
DGS	66,853	6.31%
SCD	64,861	6.13%
TPS	40,156	3.79%
INS	38,676	3.65%
GED	37,659	3.56%
GVD	35,531	3.36%
BLD	34,239	3.23%
WRS	30,945	2.92%
CSD	30,048	2.84%
OLS	25,380	2.40%
FRS	20,878	1.97%
LGS	20,520	1.94%
WMS	20,312	1.92%
HDS	20,089	1.90%
BDD	19,705	1.86%
VPD	17,498	1.65%
TFS	17,237	1.63%
GSD	16,032	1.51%
ADD	15,887	1.50%
ESS	15,407	1.46%
BFS	15,000	1.42%
BYS	14,618	1.38%
WVD	13,845	1.31%
RFS	12,754	1.20%
GHS	12,099	1.14%
HWS	11,855	1.12%
MED	10,864	1.03%
OBD	10,412	0.98%
EPS	10,342	0.98%
ROD	10,342	0.98%
PHS	9,969	0.94%
WCD	9,930	0.94%
OZS	9,125	0.86%
AMS	8,748	0.83%
RSS	8,453	0.80%
SGD	8,253	0.78%
FPS	8,171	0.77%
NLS	7,792	0.74%
CTS	7,665	0.72%
FMS	7,529	0.71%
ADS	7,383	0.70%
TCD	7,156	0.68%
CRS	6,991	0.66%
WCS	6,833	0.65%
WDD	6,664	0.63%

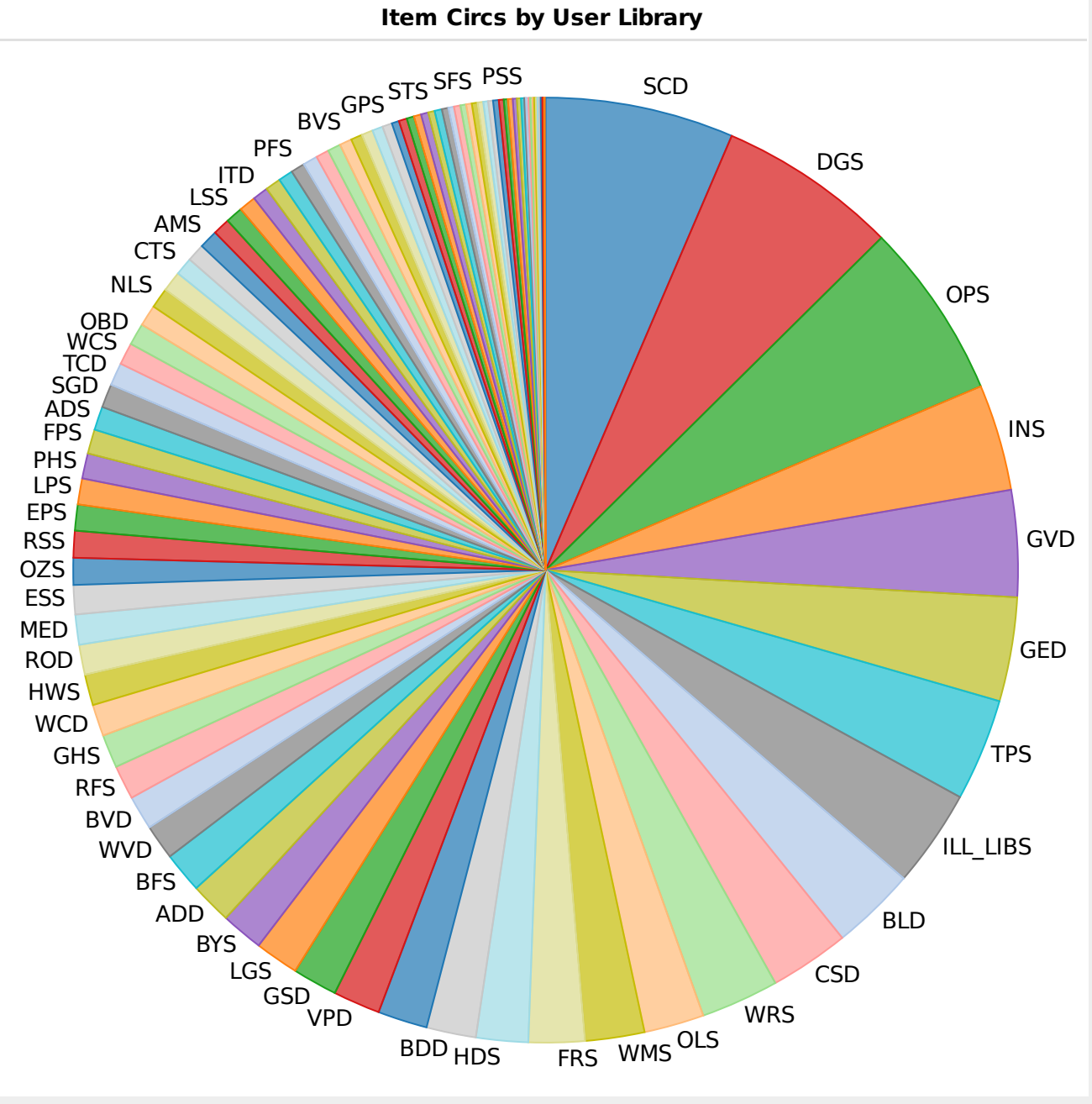
Station Library	Transactions	% of Total
LSS	6,485	0.61%
PTS	6,410	0.61%
ITD	6,321	0.60%
FPD	5,918	0.56%
EVS	5,775	0.55%
CNS	5,718	0.54%
BVD	5,692	0.54%
LPS	5,311	0.50%
GVD_D	5,237	0.49%
MTS	5,159	0.49%
CIS	5,146	0.49%
GED_D	4,899	0.46%
OES	4,609	0.44%
NRS	4,593	0.43%
SHS	4,384	0.41%
BIS	4,221	0.40%
BVS	3,844	0.36%
PFS	3,635	0.34%
MDS	3,202	0.30%
SCD_D	2,887	0.27%
INS_D	2,684	0.25%
GPS	2,551	0.24%
BCS	2,472	0.23%
PPS	2,467	0.23%
CWS	2,455	0.23%
SFS	2,404	0.23%
BJD	2,357	0.22%
BTD	2,224	0.21%
WOS	2,057	0.19%
GWS	1,988	0.19%
RPS	1,947	0.18%
BKS	1,903	0.18%
MPS	1,885	0.18%
STS	1,869	0.18%
HSS	1,836	0.17%
CCS	1,810	0.17%
BRS	1,774	0.17%
BBD	1,491	0.14%
SPS	1,485	0.14%
BWS	1,321	0.12%
LYS	1,238	0.12%
JDS	1,213	0.11%
RGS	1,074	0.10%
DGS_L	1,068	0.10%
MWS	1,056	0.10%
HKS	901	0.09%
CHS	843	0.08%

Station Library	Transactions	% of Total
PSS	727	0.07%
TBS	645	0.06%
KVD	637	0.06%
BPS	631	0.06%
NUD	603	0.06%
SWS	572	0.05%
MCS	565	0.05%
RDS	536	0.05%
DOS	510	0.05%
SVS	465	0.04%
SAS	446	0.04%
LGS_D	435	0.04%
THS	383	0.04%
MKS	379	0.04%
GED_L	302	0.03%
TOD	250	0.02%
PCS	246	0.02%
BDD_L	232	0.02%
PFS_D	212	0.02%
MAS	206	0.02%
OPS_LO	177	0.02%
HAS	164	0.02%
BVD_L	130	0.01%
CAS	118	0.01%
SFS_LO	107	0.01%
SFS_LC	27	0.00%
OPS_LI	26	0.00%
MTS_L	21	0.00%
ILL_LIBS	20	0.00%
ROS	7	0.00%



Checkouts & Renewals from all SWAN Libraries

User Library	Transactions	% of Total
Total	1,058,696	100.00%
SCD	67,789	6.40%
DGS	65,207	6.16%
OPS	64,098	6.05%
INS	38,586	3.64%
GVD	38,270	3.61%
GED	37,886	3.58%
TPS	36,834	3.48%
ILL_LIBS	35,448	3.35%
BLD	30,568	2.89%
CSD	28,685	2.71%
WRS	28,311	2.67%
OLS	21,916	2.07%
WMS	21,346	2.02%
FRS	20,335	1.92%
HDS	18,880	1.78%
BDD	17,905	1.69%
TFS	17,721	1.67%
VPD	17,296	1.63%
GSD	16,156	1.53%
LGS	15,731	1.49%
BYS	15,348	1.45%
ADD	15,054	1.42%
BFS	14,583	1.38%
WVD	12,824	1.21%
BVD	12,372	1.17%
RFS	12,281	1.16%
GHS	12,139	1.15%
WCD	11,388	1.08%
HWS	11,140	1.05%
ROD	11,015	1.04%
MED	10,794	1.02%
ESS	10,407	0.98%



User Library	Transactions	% of Total
Total	1,058,696	100.00%
SCD	67,789	6.40%
DGS	65,207	6.16%
OPS	64,098	6.05%
INS	38,586	3.64%
GVD	38,270	3.61%
GED	37,886	3.58%
TPS	36,834	3.48%
ILL_LIBS	35,448	3.35%
BLD	30,568	2.89%
CSD	28,685	2.71%
WRS	28,311	2.67%
OLS	21,916	2.07%
WMS	21,346	2.02%
FRS	20,335	1.92%
HDS	18,880	1.78%
BDD	17,905	1.69%
TFS	17,721	1.67%
VPD	17,296	1.63%
GSD	16,156	1.53%
LGS	15,731	1.49%
BYS	15,348	1.45%
ADD	15,054	1.42%
BFS	14,583	1.38%
WVD	12,824	1.21%
BVD	12,372	1.17%
RFS	12,281	1.16%
GHS	12,139	1.15%
WCD	11,388	1.08%
HWS	11,140	1.05%
ROD	11,015	1.04%
MED	10,794	1.02%
ESS	10,407	0.98%
OZS	9,744	0.92%
RSS	9,663	0.91%
EPS	9,558	0.90%
LPS	9,503	0.90%
PHS	8,899	0.84%
FPS	8,783	0.83%
ADS	8,723	0.82%
SGD	8,487	0.80%
TCD	8,313	0.79%
WCS	7,935	0.75%
OBD	7,890	0.75%
CNS	7,577	0.72%
NLS	7,371	0.70%
PTS	7,224	0.68%

User Library	Transactions	% of Total
CTS	6,612	0.62%
WDD	6,564	0.62%
AMS	6,550	0.62%
CIS	6,207	0.59%
LSS	6,185	0.58%
FMS	6,177	0.58%
ITD	5,616	0.53%
EVS	5,569	0.53%
CRS	5,391	0.51%
PFS	5,097	0.48%
FPD	5,083	0.48%
OES	4,858	0.46%
MTS	4,681	0.44%
BVS	4,384	0.41%
BIS	4,185	0.40%
NRS	4,143	0.39%
SHS	3,797	0.36%
GPS	3,389	0.32%
MDS	2,832	0.27%
WOS	2,775	0.26%
PPS	2,705	0.26%
CWS	2,674	0.25%
BCS	2,533	0.24%
STS	2,530	0.24%
JDS	2,408	0.23%
GWS	2,397	0.23%
MPS	2,278	0.22%
CHS	2,228	0.21%
CCS	2,147	0.20%
RGS	2,083	0.20%
SFS	2,031	0.19%
LYS	1,966	0.19%
BRS	1,839	0.17%
BKS	1,820	0.17%
HSS	1,808	0.17%
RPS	1,745	0.16%
SPS	1,694	0.16%
BWS	1,670	0.16%
MWS	1,595	0.15%
MCS	1,495	0.14%
PSS	902	0.09%
DOS	804	0.08%
HKS	772	0.07%
MKS	753	0.07%
KVD	739	0.07%
SAS	629	0.06%
NUD	602	0.06%

User Library	Transactions	% of Total
THS	600	0.06%
RDS	556	0.05%
HAS	553	0.05%
SVS	502	0.05%
BPS	340	0.03%
ROS	267	0.03%
TOD	250	0.02%
PCS	246	0.02%
MAS	199	0.02%
CAS	155	0.01%
	54	0.01%
SWS	29	0.00%
GVD_D	20	0.00%

